



EST 1892

**London  
South Bank  
University**

# **London South Bank University**

## 2017/18 Undergraduate Home Fee Breakdown

Where are my university fees  
being spent?

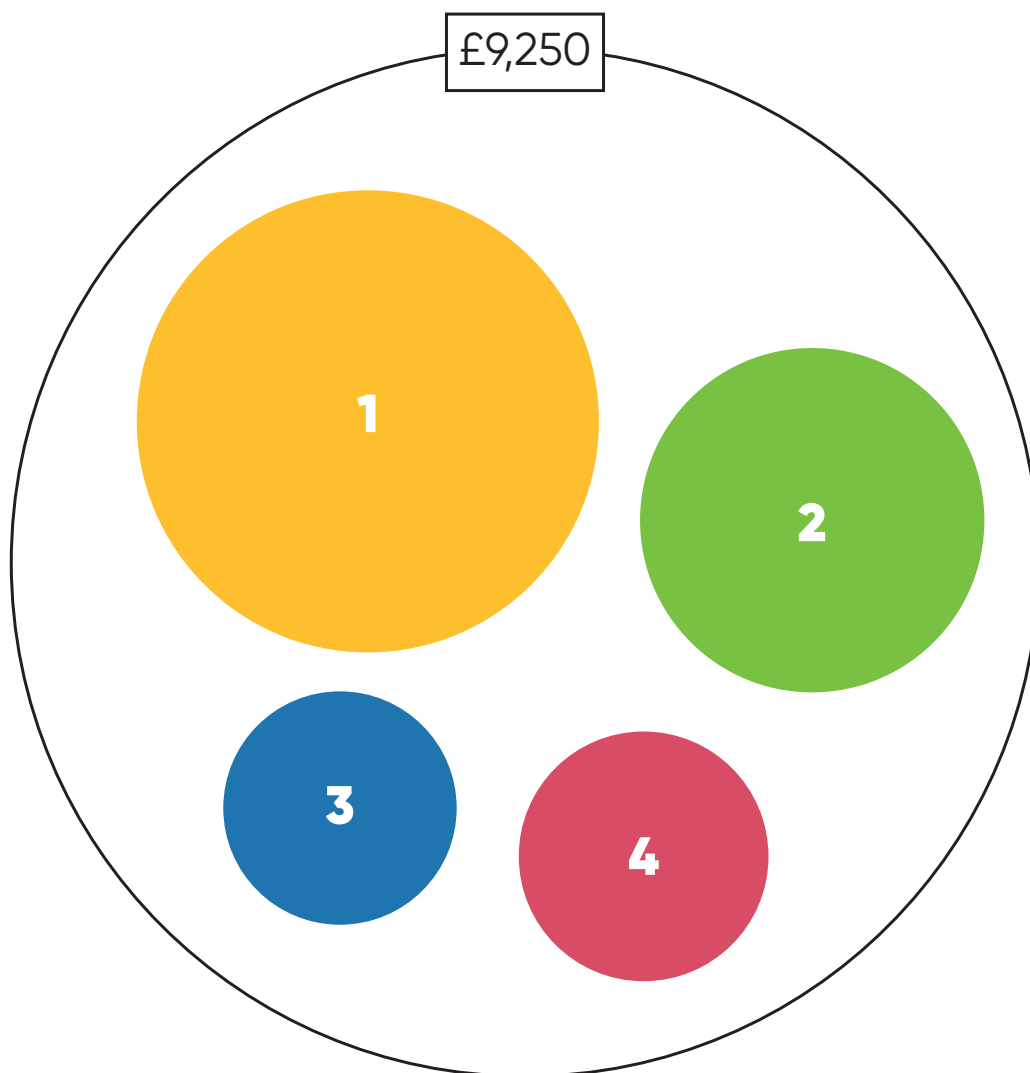
## Undergraduate fees breakdown:

Where are my university fees being spent?

University fees cover a broad range of costs to provide a university education.

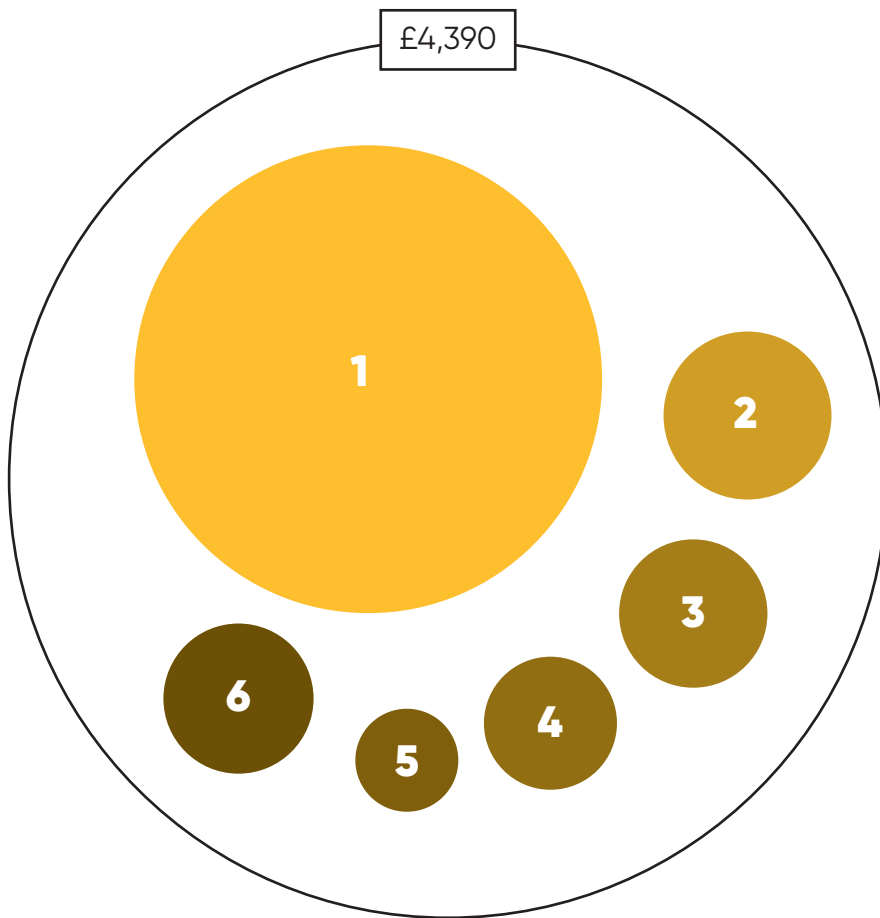
The £9,250 fee contributes to your academic tuition; academic support services; employability, internships and work placement support; wellbeing services; equipment and learning materials; technical support; IT and digital learning; and investment and maintenance in buildings and facilities.

The following diagrams show how this expenditure breaks down:



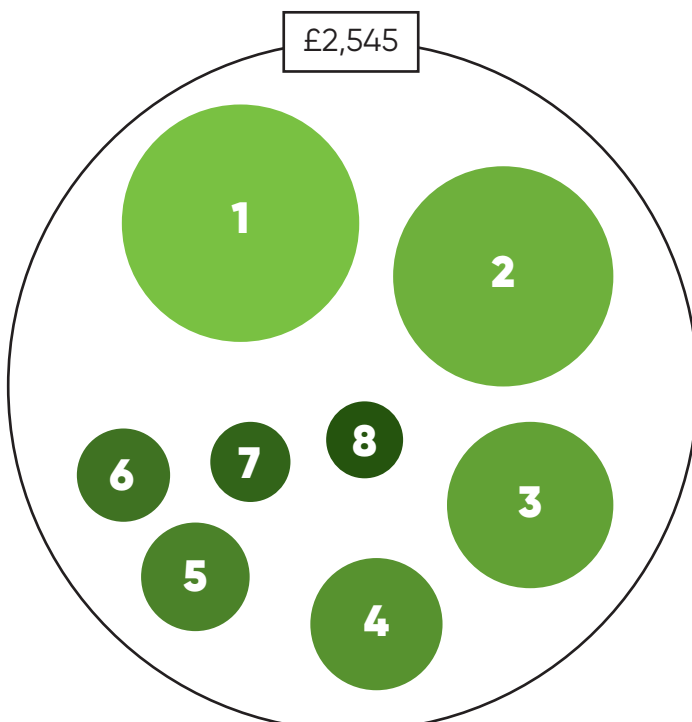
1. 47% Student Facing Activity
2. 28% Student Facing Services
3. 13% Professional Service
4. 12% Investments

## 1. 47% Student Facing Activity



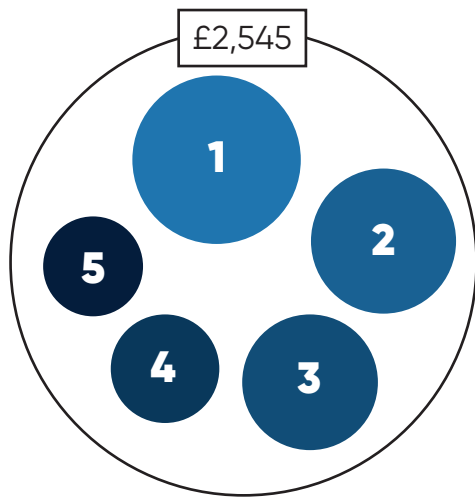
1. £3,092 Academic staff
2. £384 Course administration
3. £273 Bursaries, scholarships and targeted student support
4. £222 Technical staff
5. £128 Equipment and learning materials
6. £291 Other academic costs

## 2. 28% Student Facing Services



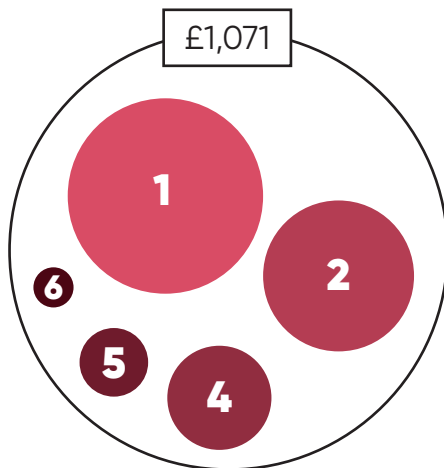
1. £788 Information technology and digital learning
2. £700 School estate
3. £396 Libraries and learning materials
4. £230 Student services
5. £149 Academic standards
6. £122 Alumni and student communications
7. £86 Registry
8. £74 Students' Union

### 3. 13% Other Professional Services



1. £378 Finance and planning
2. £302 Human resources
3. £270 Marketing
4. £150 University leadership
5. £144 Policy and legal

### 4. 12% Investments in enhancing teaching and research infrastructure and the student experience



1. £523 Depreciation (cost of building estate with equipment)
2. £337 Other estate costs
3. £125 Interest and other financing costs
4. £62 Civic engagement
5. £24 Research infrastructure
6. £0

**The actual cost of providing education and services to each student differs due to a wide range of factors. These include the mode of study (e.g. full-time, part-time, apprenticeships), subject area, and the level of use of student services and of other facilities.**

### **Mode of study**

The government acknowledges that universities incur proportionally greater per head costs in managing part-time students. This is related principally to additional administrative and student services over the longer period of study. Government makes an additional contribution towards these costs.

### **Subject area**

Some subject areas (e.g. medicine and engineering) receive additional direct funding from government to take account of the additional costs of provision, particularly laboratories and technical support. The aim is that students are not discouraged from studying these subjects due to higher fees, which may or may not be related to additional earning capacity.

### **Support for individual students**

Like many similar payments – such as membership fees, taxes, etc – the cost of providing services to each individual depends on a wide of factors e.g. use of particular facilities such as the library, learning support programmes, employability and other student support programmes. It is therefore not practicable to provide a specific cost of provision for each individual student. Like other similar charges, university fees are determined by apportioning the overall cost of provision.

### **Investment in facilities**

Just as current students benefit from the investment in facilities financed by previous generations of students, a proportion of university fees is set aside to invest in maintaining, renewing, upgrading or replacing university facilities such as laboratories and other teaching facilities, libraries, study areas and social and catering facilities.

### **Investment in research and external engagement**

We believe it is important that our students are taught by academic staff who maintain a current knowledge of ongoing developments in their field. This is maintained through involvement in a combination of research, knowledge exchange, and engagement with academics beyond LSBU. Most of these costs are covered by grants and other forms of income. Recognising the importance of providing this currency to our teaching, there is also a small contribution from university fees to supporting this kind of external engagement.

### **Other sources of income**

This breakdown is based solely on how we spend the annual university fees of £9250 per full time student per year. LSBU also generates income from a wide range of other sources. Some of this income is used to provide additional investment in facilities and services which benefit our students. The breakdown of the undergraduate university fees of £9250 does not take account of this additional investment in the experience of our students. These other sources of income include research grants, health contracts, knowledge exchange income, other grant income and commercial income, postgraduate and international university fees.