



EST 1892

**London  
South Bank**  
University

# **POSTGRADUATE STUDY AT LSBU**

**APPLIED. ACCREDITED. PROFESSIONAL.**

**LONDON SOUTH BANK UNIVERSITY POSTGRADUATE PROSPECTUS 2019**

# Welcome to London South Bank University Est.1892



## Contents

From the Vice Chancellor	3
Teaching that fast-forwards your career	4
Industry-leading research	7
London's Enterprising University	10
Living in a global capital	14
Award winning student support	16
Fantastic facilities	18
Academic schools	20
<b>Course information</b>	
Accounting and Finance	22
Architecture	24
Business Management and MBA	26
Civil Engineering and Building Services Engineering and Acoustics	30
Construction, Property and Surveying	32
Education and PGCE	36
Engineering	38
Film and Performance	42
Food	44
Law	46
Marketing	50
Nursing and Midwifery	54
Occupational Therapy	60
Physiotherapy	62
Psychology	64
Radiography	66
Social Care	68
Social Sciences	70
Urban, Environment and Leisure Studies	72
Research Degrees and PhD	76
<b>Essential information</b>	
How to apply	79
Fees and funding	80
Scholarships and financial support	82
Information for international students	84
Apprenticeships and employer-sponsored study	86
Student accommodation	88
Open days	90
Index	92
How to find us	96

## From the Vice Chancellor



### Welcome to London South Bank University (LSBU)

We have been transforming lives and creating professional opportunities for students since 1892. Whether you are looking to progress in your current career or looking for a new direction, our professionally recognised postgraduate taught and research-based programmes lead to qualifications focused on future career success. Whatever your goals or background, you could fast-forward your career with a postgraduate degree from LSBU.

### Why choose LSBU?

**Our teaching.** Our courses are accredited or developed in partnership with professional bodies and industry, and our academic staff are often heavily involved in their respective fields of expertise. Our professional focus, cutting-edge, practical projects and industry-led curriculum are challenging, stimulating and designed to unlock your potential.

**Our employability record.** We are here to help you take an extra step in your career, and our practical, vocational approach creates countless ways for you to use your initiative. Our outstanding employability record means that we are a top 10 London university for postgraduate starting salaries and 90 percent of our graduates are in full-time employment or further education within 6 months of graduating.

**Our enterprise and research.** We are renowned for our research, and this helps to inform the quality of our courses. According to the most recent assessment, 73 percent of our research was considered to be outstanding or very considerable in terms of its reach and significance (Research Excellence Framework 2014). We feel very proud of our researcher's achievements, as they address the challenging issues faced by society today. Many of our research projects involve collaborations with business and industry, and this informs everything we do and teach.

I am pleased that you are considering furthering your education and career prospects with LSBU. I hope you enjoy reading more about our research, courses and why students love studying here.

### Professor David Phoenix OBE

Vice Chancellor



# Teaching that fast-forwards your career.

Applied. Accredited. Professional.

We believe postgraduate teaching should be based on the real world and its challenges. Whether you are looking to enhance your career or get a head start into something new, we are here to help you succeed.

Our students benefit from professional placements, mentoring and internships – delivering the applied practical experience employers need. The practical skills that you gain here will help you progress faster and find a future you can believe in. The majority of our taught courses are accredited or developed with professional bodies too, meaning you will build a greater understanding of your area of expertise.

We work with over 1,000 employer partners to support students' learning, including Transport for London, BAFTA, BBC, Great Ormond Street, JP Morgan, Balfour Beatty, Metropolitan Police Service and LADBible.

## Enhancing your employability

When you study at LSBU, we help you to achieve more in the workplace. That means teaching that's in line with latest industry changes and trends. Before and after graduation our Employability Service will support you in finding a job, interview

techniques and more. In fact, we have been named 'Outstanding Student Services Team' at the 2018 Times Higher Education Leadership & Management Awards (THELMAs).

## Professionals and specialists

Our academics are active in industry and research. This means our students learn from industry leaders and apply real world context to their learning. Our taught postgraduate programmes are skills based and we work with industries to ensure everything you learn will help you get the best opportunities for success. Our courses are developed in partnership with leading professional bodies and worldwide partners to equip our students with the skills and knowledge to meet the demands of the modern workplace. Our researchers are innovators and thought leaders, and we encourage academics and students to work together, creating a culture of likeminded collaboration.

## Flexible study

Most of our postgraduate courses can be studied part-time so it is easy to balance study around your work and home life. We also offer courses with evening study options and many employers send their employees to study with our experts, so you will have the opportunity to build strong professional networks.



**University of the Year for Graduate Employment** (The Times and Sunday Times Good University Guide 2018 and 2019)



**Awarded Silver for Teaching Excellence** (TEF)



**We're a top 10 London university for postgraduate starting salaries** (Higher Education Statistics Agency data – based on Sunday Times University Guide 2016 subject categories)



# Industry-leading research

The range of projects carried out at LSBU is extensive, and connecting our research to the real world is important to us. Our research is applied, focusing on global challenges of vital importance. This outward-looking focus enables our research to deliver outstanding socio-economic and cultural benefits, with impacts of international significance that improve the lives of people and the environments in which they live and work.

We work closely with industry, business, community and government partners to prove the high-quality applied research they need to flourish. In turn, these external links enhance student success, providing an industry-standard learning experience. We ensure that students have the knowledge and skills that are attractive to employers today and in the future. In fact, 73 percent of our research was considered to be three or four star in terms of its reach and significance in the latest Research Excellence Framework (REF).

LSBU has 14 Research Centres and 33 Research Groups. Our centres are beacons of innovative research, and allow us to expand our excellent work in addressing the major, global challenges faced in society.

From nursing, psychology and sports science to construction, robotics and business process; our research creates new knowledge with practical applications. We provide a supportive and strategically focused environment

for growing our excellent work in addressing the major challenges faced by society. While also giving you the edge you need to hit the ground running with your career.

***73 percent of our research was three or four star in terms of its reach and significance in the latest Research Excellence Framework.***

Discover more at [lsbu.ac.uk/research](https://lsbu.ac.uk/research)

We're investing in our Research Centres and Research Groups so that we can continue to support our academics, postdoctoral and postgraduate research students in their chosen areas of research.

More information on our research degrees and PhDs can be found on page 76.



# Research in action

## Travelling bright: realising the enterprise potential of refugees and displaced persons

Since 2013, Cherry Cheung, Senior Lecturer in Corporate and Business Law, has been engaged in research on developing a culture of entrepreneurship amongst vulnerable groups. In 2018, she began a collaboration with colleges from several universities to develop a one-day, bespoke training camp for aspiring refugee entrepreneurs.

"In the camp I will discuss with them some of the key issues affecting businesses, and talk directly with them about their specific business concerns."

Research on entrepreneurship in the war and conflict context, alongside other work, has already yielded co-authored outputs including one book chapter, two journal articles and a number of working papers for future submissions.

"Alongside the practical workshop, I am also working with teams in Pakistan and Bangladesh to explore the challenges that displaced entrepreneurs faced in starting a business, with some of the work already published as academic research and further publications in development."

## In it together – a shared endeavour: Helping people with autism to thrive through participatory research

The Participatory Autism Research Collective (PARC) was established by Professor Nicki Martin and Dr Damian Milton. Professor Martin has a long and extensive track record in working to improve educational and employment prospects for autistic people.

"PARC brings autistic people, including scholars and activists, together with early career researchers and practitioners who work with autistic people."

PARC was a finalist in the 2017 Autism Professionalism Awards and there are now PARC groups across the UK. It then coordinated a seminar series in the Autism Show 2018, which was held in three UK cities before hosting a seminar series in the Learning Disability Show 2018, which was held in London.

The mentoring research has resulted in CPD Standards Office accredited CPD which has been delivered across the UK mainly to university staff working with autistic students. Collaborations beyond the UK have resulted in PARC groups being developed in Europe and America.



# London's Enterprising University

Enterprise is more than just a way of thinking, it's a way of being and a way of doing. It's about developing transferable skills and seizing opportunities that are valuable to any career.

We motivate, challenge and empower you to develop your entrepreneurial skills and mind-set. Developing enterprise skills is essential for your future. They enhance your employability prospects and provide real-world learning opportunities, whether you own a business, work freelance or are employed by someone else. When you graduate you'll have developed your knowledge, skills and resourcefulness.

We provide invaluable advice and mentorship during and beyond your studies and we ensure that what you do is skills based and linked with our industry partners.

**Enterprise is a part of the curriculum at LSBU.**

We are also a university partner of IPSE: The Association of Independent Professionals and the Self-Employed, providing exciting opportunities for students who wish to further develop their careers as freelancers and independent consultants.

***We ensure that what you do is skills based and linked to our industry partners.***





## It is about having the can do, will do, go do attitude to take on any challenge

### The Clarence Centre for Enterprise and Innovation

The award-winning Clarence Centre for Enterprise and Innovation is LSBU's hub for entrepreneurial activity and home to a variety of start-ups and local businesses. Home to 72 small businesses that regularly engage with LSBU, the Clarence Centre works to provide local support to businesses in the community as well as nationally and globally. It is also the base for LSBU's award-winning Student Enterprise team who will support you on your enterprise journey.

Successful entrepreneurs based on campus share their experiences to inspire our students, develop their entrepreneurial mind-set and refine their business and social enterprise ideas.

### A community of entrepreneurs

Together, we are building and supporting a culture of enterprise at LSBU. Our activities are delivered and supported by a vibrant on-campus entrepreneurial community that includes university staff, students, alumni and businesses, all at different stages of their journey and with a variety of experiences to share.

Whether you are building your career, looking to start a business or work for yourself, our practical, vocational approach creates countless ways to use and develop your skills and idea.



#### Our tenant community:

337 jobs created



£317m combined income



£13.5m in finance raised



3.2m beneficiaries of charitable activities

# Enterprising focus



## Growing a sustainable future

The relationship between natural ecological systems and architecture had always fascinated Sam Cox, and the opportunity to return to university to study PgDip Architecture was amazing. But it was through enterprise at LSBU that Sam really found a future he could believe in.

With the help of the LSBU Student Enterprise team, Sam created Rootlabs. Made up of a team of designers and plant scientists, Rootlabs creates sustainable growing systems that transform spaces into socially productive places by using them to grow plants. "Starting your own business is an exciting journey. Within a small team, no two days are the same and I'm lucky to work with a number of fantastic people."

Recently Rootlabs partnered with Mercato Metropolitano, a community food market close to LSBU, to create the Farmbus. "My team has always been interested in how food and plants can be used to address today's global environmental challenges, and we created the Farmbus to showcase this." The Farmbus offers a unique way to grow sustainable produce in the capital and was created in response to Londoners' pressing environmental and social concerns.

"The whole LSBU community has been a great support in my career so far, they support students and recent graduates who are interested in becoming entrepreneurs, and have provided invaluable business advice and mentorship during and beyond my studies."



## Spark a great idea

Spark is a three month programme that supports students to turn their ideas into reality while still studying. Students get to test out their ideas and create a viable product or service, with access to funding, mentoring, office space, legal support and access to a huge network of entrepreneurs.

Inspired by her own experiences with mental health issues over the years, Ishani Jamin used the Spark programme to ensure other students have access to as much support as possible. "For me, enterprise support meant having some honest help around to tell me when things would and wouldn't work, and then what I needed to have them work," she explains. "It meant the world to be told why things were the way they were, and to work out the steps to make them work for me."

Her idea was originally around student wellbeing events, but Ishani says her concept has organically developed into something very different. "It actually mostly looks like consulting; telling people what cheap and actionable steps they can put in place to make structural changes to a student environment in a way that thinks more about student mental health."



# Living in a global capital

London is a leading global city famed for its history, culture, business and opportunities – being a student here is a special experience. In fact, London has been named the top city for students by QS higher education data, based on jobs, diversity and quality of life. And we are perfectly placed in the centre of London's zone 1.

London is thriving. London is multi-ethnic and multilingual cultured. More than 300 languages are spoken here every day. It's a centre for law, fashion, finance, the arts and technology – whatever your interest, you will find your passion here.

LSBU's Southwark campus is in Elephant and Castle, in the centre of the city. Being here means you'll have access to all the main sights, museums and nightlife. We are surrounded by restaurants, bars, markets and more; from Borough Market, London's most renowned food and drink market, to the Imperial War Museum and world famous Tate Modern – we are within walking distance of some of London's best attractions.

There are excellent transport links too – we're two minutes from a London Underground station, perfectly placed for the buses to the best places the city has to offer, and within walking distance of London Waterloo and London Bridge.

It's a unique city. Come and be part of it.





# Award winning student support

We know that you can fulfil your potential and achieve success when you have the support you need.

Our expert 'Skills for Learning' tutors offer an extensive range of workshops, assignment surgeries, drop-ins and one-to-one sessions designed for all levels of study.

Our well-equipped student services are here to make your learning experience as easy as possible. Whatever course you choose, we have the facilities and support services to help you succeed. We were even awarded 'Outstanding Student Services Team' at the 2018 Times Higher Education Leadership & Management Awards (THELMAs).

We appreciate that many factors can have an impact on students' success, which is why we do everything we can to make sure you have the support you need. Our dedicated Student Life Centre is a welcoming, friendly and professional hub that brings together a range of services to support your educational, personal, career and spiritual needs.

Our experts can give you financial advice on funding, budgeting and more. If you need support, counselling or just a friendly ear, our expert mental health and wellbeing advisors are here to listen and help.

We know our students all have different needs: if you have any kind of disability

or dyslexia, we can give you advice and support, and arrange any adjustments you may need to make sure there are absolutely no barriers to your learning.

As a postgraduate student, you may have been out of education for a while.

## **At LSBU we want to set you up for a successful career.**

The JobShop is an online Jobs Board where you can see a wide range of part-time, full-time or voluntary placements. You can also drop in to see our JobShop advisors, who are always available to help you take the next step in your search. There's no need to book.

This is just one of the reasons we are University of the Year for Graduate Employment (The Times Good University Guide 2018).

***Our expert 'Skills for Learning' tutors offer an extensive range of workshops, assignment surgeries, drop-ins and one-to-one sessions designed for all levels of study.***





# Fantastic facilities

The world around you has a huge impact on your learning. Each of our Schools offers unique and exciting facilities, designed to improve your learning experience and make you industry ready.

From film studios to engineering labs, electron microscopes to design workshops and hospital simulations, our teaching provides you with real world, cutting-edge facilities and equipment.

For psychology research we operate a simulated bar laboratory which enables researchers to examine the effects of environmental cues on drinking behaviour, as well as biopsychological recording equipment and an observation room with a two-way mirror.

The Edric Theatre is our on-campus contemporary performance space and theatre. There are six rehearsal studios, a 30-seat theatre and a larger 90-seat auditorium. Our Editing and Grading suites are acoustically treated and ideal for use in editing video and audio, and recording quick sound files.

The Centre for Efficient and Renewable Energy in Buildings (CEREB) hosts a number of renewable and intelligent energy solutions. We are home to the only anechoic chamber in London for environmental and building acoustic studies, and our architecture studio enjoys views of many of London's landmark buildings. The renovated Digital

Architecture Robotics Lab (DARLAB) allows research in the field of robotics fabrication. Also, the Building Information Modelling (BIM) Centre uses the latest software, 3D printers and scanners to explore integrated delivery, simulation and BIM.

Our Health facilities include a range of innovative clinical or simulated environments that help our students to practice and develop the necessary skills for their chosen careers.

With accredited, applied, professional teaching, great support and world-class facilities, we've got you set up for success.

***We are home to the only anechoic chamber in London for environmental and acoustic studies, and our architecture studio has views across London's landmark buildings.***



# Academic Schools

Our seven Schools support students in participating in world leading research and engagements with industry. All courses align to a relevant School, promoting collaboration between like-minded students, academics and alumni.

## **The School of Applied Sciences**

From psychology to food science, the way we teach combines academic knowledge with fantastic opportunities to apply your learning in the real world. Our academics are experts in their field, carrying out research on the front line. The scientific creativity, intellectual rigour and employability skills you'll develop with us will open up a broad and exciting range of careers.

## **The School of Arts and Creative Industries**

Our courses bridge the gap between creativity and enterprise. You'll gain industry and business skills as well as developing your individual creativity, so you'll leave ready to thrive. We'll help you fulfil your creative potential and make you ready for the real world, with a portfolio full of industry-standard work. Our lecturers are leading practitioners in their field, so everything we do is industry relevant.

## **The School of The Built Environment and Architecture**

From project managers to structural engineers, quantity surveyors to architects, LSBU graduates are significant players in the built environment industry. Most of our courses are accredited by professional bodies and are developed in collaboration with industry professionals. With world-leading research, outstanding teaching and consistently relevant courses, we'll equip you with the skills and knowledge you need to succeed.

## **The School of Business**

Our focus is on enterprise. Our distinctive approach to teaching and learning is designed to prepare you for your next steps in the world of work and enhance your employability. Our diverse, inclusive, supportive and global school will help you to become a resilient, adaptable and focused postgraduate, capable of turning your ambition into reality and empowered for future success.

## **The School of Engineering**

We have been educating professional engineers for more than 100 years. Studying with us you'll get to experience amazing facilities, cutting edge research and, importantly, accredited courses that are developed with industry experts. You can work and study too – over 1,000 cross-sector partner's sponsor their employees to study at LSBU.

## **The School of Health and Social Care**

We're committed to educating professionals who have the knowledge and skills to meet the needs of the sector for the 21st century. We work with over 60 NHS partner organisations across London and the South East, helping to ensure everything we teach is relevant to your work. We're also known as one of London's leading research centres for nursing, midwifery, allied health professionals, public health and social care.

## **The School of Law and Social Sciences**

Our courses cover a wide range of urgent social issues, all underpinned by the School's core commitment to social justice and global responsibility. As part of our learning community, you can make a real difference – through sharing ideas, research, volunteering, policy shaping and activism. You'll become an informed, fully engaged global citizen, ready to take up or progress in a great career.



# Accounting and Finance

Propel your career with our industry-accredited accounting and finance courses.

We bring the latest innovations and practices from industry directly into your learning, giving you the skills, confidence and knowledge to succeed in an ever-demanding world.

Our courses are designed with employability and your future career success in mind. You'll have the flexibility on many of our courses to tailor your learning through a selection of module specialisms, allowing you to study alongside your interests and future career plans, giving you complete control of your studies.

## Key stats

- LSBU School of Business picked up the award for Accountancy College of the Year – Public Sector at the PQ Magazine 2017 and 2018 awards.
- We'll set you on your way to becoming a qualified accountant, with a number of exemptions from ACCA, CIMA and ICAEW.
- You'll learn industry-standard software including Bloomberg, MatLab, SAGE, Blueprint, FAME, Nvivo and SPSS.

## Employability

Holding an LSBU postgraduate degree and a professional accounting qualification is a combination for success, not only in the UK but around the world. Recent graduates have secured positions in accounting firms, industry, banking, finance and commerce. Graduates will also be fast tracked to becoming ACCA and CIMA qualified, with exemptions from a number of exams.

## Accreditations

Employers actively seek graduates holding accredited degrees, and it can help to make you stand out from the crowd once you graduate. Being accredited also means that our degrees are industry relevant and developed with leading professional bodies.

**The Institute of Enterprise and Entrepreneurs (IOEE)** – The first learning institute dedicated to developing and recognising the skills of enterprising people. It is for anyone who is thinking about starting or is already running their own business, those who support them and those employed in innovative and entrepreneurial businesses.

**CIMA** – The world's largest professional body of management accountants. As a member, you show employers that you have a commitment to uphold the highest ethical and professional standards.

**ACCA** – The largest global body for professional accountants. It offers qualifications to people around the world seeking a rewarding accountancy, finance or management career.

**We were awarded Accountancy College of the Year, Public Sector for 2017 and 2018 at the PQ Magazine awards**

## Courses

Course	Duration	Entry	Entry Requirements
<b>MSc Applied Accounting</b>	<ul style="list-style-type: none"> <li>• <b>Full time:</b> 15 months</li> <li>• <b>Full time (fast track)* :</b> 10 months</li> <li>• <b>Full time (with placement) :</b> 19 months</li> <li>• <b>Part time:</b> 30 months (September)</li> </ul>	September and January starts	2:2 UK Honours degree or international equivalent in relevant subject; or Fundamentals Level (Knowledge and Skills) of the ACCA professional examinations; or operational and managerial levels of CIMA.
<b>MSc Top-up to MSc Corporate Governance</b>	<ul style="list-style-type: none"> <li>• <b>Full time:</b> 15 months</li> <li>• <b>Part time:</b> 30 months</li> <li>• <b>Fast track:</b> 1 semester plus dissertation</li> </ul>	September and January starts	2:2 UK Honours degree in a relevant subject or international equivalent. Nonrelevant qualifications considered if you have relevant business experience. For Top-up check our website.
<b>MSc International Accounting and Finance</b>	<ul style="list-style-type: none"> <li>• <b>Full time:</b> 15 months</li> <li>• <b>Full time (with placement) :</b> 19 months</li> <li>• <b>Part time:</b> 30 months (September)</li> </ul>	September and January starts	2:2 UK Honours degree or international equivalent in a relevant subject area; or other qualifications with relevant business experience considered.
<b>MSc International Finance</b>	<ul style="list-style-type: none"> <li>• <b>Full time:</b> 15 months</li> <li>• <b>Full time (with placement) :</b> 19 months</li> <li>• <b>Part time:</b> 30 months</li> </ul>	September and January starts	2:2 UK Honours degree or international equivalent in a relevant subject area; or 2:1 UK Honours degree or international equivalent in any subject.

More information, full course details and how to apply can be found online [lsbu.ac.uk/course-finder](https://lsbu.ac.uk/course-finder)

\*Fast track route is for fully qualified accountants. For more information see [lsbu.ac.uk/course-finder](https://lsbu.ac.uk/course-finder)

# Architecture

Our architects are creative, reflective and resourceful.

Studying Postgraduate architecture will allow you to develop a truly personal perspective on a complex and delightful subject. Knowledge and understanding is tested through in-depth research and a variety of design projects undertaken in a busy and challenging studio environment. The studio system allows you to tailor your study to the themes, personalities, and research focus of four very different studios, developing a strong position on architecture to confidently equip you for professional practice.

We offer a range of qualifications in architecture that are professionally validated by the RIBA, preparing architects for the RIBA part 3 Professional Practice examination (also available as part of our programme for those who have successfully completed RIBA parts 1 and 2). We offer a unique specialist Masters degree, which focuses on digital design and robotic fabrication in architecture.

## Key stats

- No.1 London modern university for research intensity in Architecture (Complete University Guide 2019).
- With roots in London Council School of Building (1904) and Brixton School of Building (1940), LSBU has been offering architectural education for over 100 years.
- The first University in London to offer the Level 7 Architect Apprenticeship.

## Employability

Our architecture graduates go on to enjoy considerable success, with previous graduates winning Royal Institute of British Architects (RIBA) prizes and commendations, as well as having their work exhibited at the Royal Academy summer show. Former students are now working for top practices including AHR, Allies and Morrison, Foster+Partners, Grimshaw, Niall McLaughlin Architects, Populous, Wilkinson Eyre, and Zaha Hadid Architects.

## Facilities

- The Architecture Design Studio, which acts as a hub for innovation, advanced computational design, structural and spatial simulations and robotic fabrication.
- The Digital Architecture and Robotics Lab, houses a Multifunction Robotic Platform for Architectural Applications, an Oculus Rift 3D virtual reality headset, 3D scanner and 3D printer.
- The Building Information (BIM) Centre is a hub for innovation, professional training and networking amongst practice experts in the built environment sector.

## Industry links

Digital Architecture and Robotics Laboratory (DARLAB) industry partners include:

- Hitco
- QD Robotics
- SCM Group
- Autodesk
- HAL
- KUKA

## Accreditations

- Royal Institute of British Architects (RIBA)
- Architects Registration Board (ARB)

**We're the No.1 London modern university for research intensity in Architecture**

(Complete University Guide 2019)

## Courses

Course	Duration	Entry	Entry Requirements
<b>MArch: Master of Architecture</b>	<ul style="list-style-type: none"> <li>• Full time: 2 years</li> <li>• Part time: 3 years</li> </ul>	September start	2:2 UK Honours degree in Architecture from a RIBA recognised school of Architecture. Subject to interview with degree portfolio.
<b>MSc: Master of Science in Architecture</b>	<ul style="list-style-type: none"> <li>• Full time: 1 year</li> </ul>	September and January starts	2:2 UK honours degree in Architecture from a RIBA recognised school of Architecture. Subject to interview with degree portfolio.
<b>MSc Digital Architecture and Robotic Construction</b>	<ul style="list-style-type: none"> <li>• Full time: 1 year</li> <li>• Part time: 2 years</li> </ul>	September and January starts	2:1 UK honours degree in Architecture, Engineering or equivalent. Candidates are expected to have some basic computing experience.
<b>MArch: Master of Architecture [L7 apprenticeship: Architect]</b> <b>L7 apprenticeship: Architect</b> <b>Postgraduate Diploma in Professional Practice</b>	<ul style="list-style-type: none"> <li>• Part time: 3 years, plus 6 month End Point Assessment</li> </ul>	September start	Employment in architectural practice, 2:2 UK honours degree in Architecture from a RIBA recognised school of Architecture. Subject to interview with degree portfolio.

More information, full course details and how to apply can be found online [lsbu.ac.uk/course-finder](https://lsbu.ac.uk/course-finder)





# Business Management and MBA

Our modern postgraduate business courses will develop your appreciation of the business landscape.

Ready to become a business leader? Our academic team has strong links with industry and our focus is on enterprise. We bring the real world into the classroom with live projects that will help you develop personally, plan for your career goals and achieve that all-important enterprising mindset.

## Key stats

- No.2 in London for satisfaction with courses across Business, Management & Marketing (Guardian League Table, 2019).
- Outstanding facilities and access to the software widely used in industry: Bloomberg, Thomson One Banker, SAGE, Blueprint, FAME, Nvivo and SPSS.
- We are an Institute of Enterprise and Entrepreneurship (IoEE) Centre of Excellence, and can help you turn your skills to innovation or entrepreneurial activities.

## Employability

In addition to senior management roles, our students go on to build a career in a variety of areas, including consulting, marketing, finance and human resource management. The emphasis on personal development reflects the skills demanded for flexible roles in management across a variety of organisational cultures and functions inside multinational companies.

## Industry links

- The Institute of Enterprise and Entrepreneurs (IOEE)
- The Chartered Institute of Management Accountants (CIMA)
- The Chartered Management Institute (CMI)

## Research groups

- Entrepreneurial skills development and experiential learning
- Business ethics and corporate social responsibility
- Intercultural management
- London Centre for Business and Entrepreneurship Research

**We're No.2 in London for satisfaction with courses across Business, Management & Marketing**  
(Guardian League Table 2019)

## Courses

Course	Duration	Entry	Entry Requirements
MSc Business Project Management	<ul style="list-style-type: none"> <li>• Full time: 1 year / 15 months</li> <li>• Part time: 2 years</li> </ul>	September and January starts	2:2 UK Honours degree in a relevant subject or international equivalent; alternative qualification with appropriate experience will be considered.
MSc / Top-up to MSc Corporate Governance	<ul style="list-style-type: none"> <li>• Full time: 15 months</li> <li>• Part time: 30 months</li> <li>• Fast track: 1 semester plus dissertation</li> </ul>	September and January starts	2:2 UK Honours degree in a relevant subject or international equivalent. Non-relevant qualifications considered if you have relevant business experience. For Top-up check our website.
PgDip / MSc Human Resources Management	<ul style="list-style-type: none"> <li>• Part time (PgDip): 24 months</li> <li>• Part time (MSc): 32 months</li> </ul>	September and January starts	2:2 UK Honours degree or international equivalent in a relevant subject or other qualifications and two years' relevant work experience.
MSc International Business Management	<ul style="list-style-type: none"> <li>• Full time: 1 year / 15 months</li> <li>• Full time (with placement): 19 months</li> <li>• Part time: 2 years</li> </ul>	September and January starts	2:2 UK Honours degree or international equivalent in a relevant subject or with work experience.
MSc International Business Management with Finance	<ul style="list-style-type: none"> <li>• Full time: 1 year / 15 months</li> <li>• Full time (with placement): 19 months</li> <li>• Part time: 2 years</li> </ul>	September and January starts	2:2 UK Honours degree or international equivalent in a relevant subject or with work experience.
MSc International Business Management with HRM	<ul style="list-style-type: none"> <li>• Full time: 1 year / 15 months</li> <li>• Full time (with placement): 19 months</li> <li>• Part time: 30 months</li> </ul>	September and January starts	2:2 UK Honours degree or international equivalent in a relevant subject or with work experience.
MSc International Business Management with Marketing	<ul style="list-style-type: none"> <li>• Full time: 1 year / 15 months</li> <li>• Full time (with placement): 19 months</li> <li>• Part time: 2 years</li> </ul>	September and January starts	2:2 UK Honours degree or international equivalent in a relevant subject or with work experience.
MSc International Business Management with Project Management	<ul style="list-style-type: none"> <li>• Full time: 1 year / 15 months</li> <li>• Full time (with placement): 19 months</li> <li>• Part time: 2 years</li> </ul>	September and January starts	2:2 UK Honours degree or international equivalent in a relevant subject or with work experience.

More information, full course details and how to apply can be found online [lsbu.ac.uk/course-finder](https://lsbu.ac.uk/course-finder)

## Courses contd.

Course	Duration	Entry	Entry Requirements
Master of Business Administration (MBA)	<ul style="list-style-type: none"> <li>• Full time: 1 year</li> <li>• Part time: 2 years</li> <li>• Part time block: 1 year</li> </ul>	September and January starts	2:2 UK Honours degree; with at least three years' relevant managerial work experience.
Master of Business Administration (Construction and Infrastructure Management)	<ul style="list-style-type: none"> <li>• Full time: 1 year</li> <li>• Part time: 2 years</li> <li>• Part time block: 1 year</li> </ul>	September and January starts	2:2 UK Honours degree; with at least three years' relevant managerial work experience.
Master of Business Administration (International Management)	<ul style="list-style-type: none"> <li>• Full time: 1 year</li> <li>• Part time: 2 years</li> </ul>	September and January starts	2:2 UK Honours degree; with at least two years' relevant managerial work experience.
MSc Enterprise and Innovation	<ul style="list-style-type: none"> <li>• Full time: 1 year</li> <li>• Part time: 2 years</li> </ul>	September start	2:2 UK Honours degree or international equivalent; alternative qualifications with appropriate experience will be considered.
MSc International Health Services and Hospitality Management	<ul style="list-style-type: none"> <li>• Full time: 1 year</li> <li>• Part time: 2 years</li> </ul>	September start	2:2 UK Honours degree or international equivalent with relevant work experience; or a professional qualification equivalent to a degree.
MSc International Human Resources	<ul style="list-style-type: none"> <li>• Full time: 1 year</li> </ul>	September start	2:2 UK Honours degree or international equivalent in Business or Social Sciences.

More information, full course details and how to apply can be found online [lsbu.ac.uk/course-finder](https://lsbu.ac.uk/course-finder)





# Civil and Building Services Engineering and Acoustics

We create global leaders that build, shape and engineer our cities.

We deliver professionally accredited construction, infrastructure, maintenance and sustainability courses and applied research.

Civil engineering and building has an impact on almost every aspect of the environment we live in, from building structures to transportation and sanitation. Knowledge gained in our courses has applications all over the world, with key skills transferable into other industries.

## Key stats

- Of the past 20 presidents of the Chartered Institution of Building Services Engineers, 13 have been LSBU alumni.
- Awarded the prestigious Happold Brilliant Award for the second time in 2014. The award is a well-known hallmark of quality, and recognises excellence in teaching building services engineering in universities across the world.
- Top 10 in the UK for both student satisfaction and research intensity in Civil Engineering (Complete University Guide 2019).

## Employability

Employment prospects for graduates are high, especially with new infrastructure projects in the UK and overseas. Successful students enter into a variety of positions within the construction industry, ranging from working in a design office, with contractors and in local authorities. Our Acoustics graduates have found employment in an acoustics related industry, and some students go on to undertake research on our PhD programme.

## Facilities

- The only Anechoic chamber in London of a size complying with British standards
- Full-size reverberation chamber
- Two audiometric booths.

## Industry links

- The Chartered Institution of Highways and Transportation
- Institute of Highway Engineers on behalf of the Engineering Council as meeting the requirements for Further Learning for registration as a Chartered Engineer
- Institute of Acoustics (IOA)
- Chartered Institute of Building Services engineering (CIBSE).

## Accreditation

Joint Board of Moderators (JBM) on behalf of the Engineering Council as meeting the requirements for Further Learning for registration as a Chartered Engineer; the JBM comprises:

- Institution of Civil Engineers
- Institution of Structural Engineers
- Chartered Institution of Highways and Transportation
- Institute of Highway Engineers
- MSc Environmental and Architectural Acoustics accredited by IoA and CIBSE
- Institute of Acoustics Diploma in Acoustics and Noise control accredited by IoA

## Courses

Course	Duration	Entry	Entry Requirements
<b>MSc Building Services Engineering</b>	<ul style="list-style-type: none"> <li>• <b>Full time:</b> 12 months / 16 months</li> <li>• <b>Part time:</b> 24 months / 28 months</li> </ul>	September and January starts	2:2 UK BEng Honours degree in Mechanical, Electrical or Chemical Engineering, or other relevant engineering disciplines, or related science subjects.
<b>MSc Civil Engineering</b>	<ul style="list-style-type: none"> <li>• <b>Full time:</b> 12 months / 16 months</li> <li>• <b>Part time:</b> 24 months / 28 months</li> </ul>	September and January starts	2:2 UK BEng Honours degree; or 2:1 UK BSc Honours degree in Civil Engineering; or equivalent work experience.
<b>MSc Environmental and Architectural Acoustics</b>	<ul style="list-style-type: none"> <li>• <b>Full time:</b> 12 months / 16 months</li> <li>• <b>Part time:</b> 24 months / 28 months</li> </ul>	September and January starts	2:2 in a relevant subject.
<b>Institute of Acoustics Diploma in Acoustics and Noise Control</b>	<ul style="list-style-type: none"> <li>• <b>Part time:</b> 12 months</li> </ul>	September start	2:2 degree or postgraduate qualification (or the equivalent experience and achievement) in a science or branch of engineering, or in a cognate discipline such as construction, sonic arts or environmental health.
<b>MSc Structural Engineering</b>	<ul style="list-style-type: none"> <li>• <b>Full time:</b> 12 months / 16 months</li> <li>• <b>Part time:</b> 24 months / 28 months</li> </ul>	September and January starts	2:2 UK BEng Honours degree; or 2:1 UK BSc Honours degree in Civil Engineering; or equivalent work experience.

More information, full course details and how to apply can be found online [lsbu.ac.uk/course-finder](https://lsbu.ac.uk/course-finder)

# Construction, Property and Surveying

Our long tradition of building education sees LSBU graduates in high demand within the industry.

Much of this is down to the highly successful links with industry experts across construction, property and surveying sectors; ensuring our courses are industry relevant.

As the No.1 London modern university for research intensity in Building (Complete University Guide 2019), we receive millions of pounds in grants every year. Our Highly-qualified staff members carry out in-depth research across the core themes of infrastructure and the built environment.

## Key stats

- No.3 UK university for research intensity in Building (Complete University Guide 2019).
- One of the first UK Universities to run an Apprenticeship course offering, across our construction, property and surveying portfolio.

## Employability

Many LSBU graduates go into construction or specialist firms. Property students may find work as a valuer, property manager, advisors, or within corporate professions. Our surveying graduates also work in a range of organisations including small and large private practices, local authorities, housing associations and property and construction companies.

## Industry links

- Industry bodies the Royal Institution of Chartered Surveyors and the Chartered Institute of Building
- Building Services Engineering: National College for Heating Ventilation and Refrigeration Engineering as well as Centre for Energy Studies

## Accreditation

- Building Surveying & Real Estate both: Accredited by RICS
- Chartered Institute of Building
- Chartered Management Institute
- MSc Construction Project Management: accredited by the Association of Project Managers, APM and CIOB

## Courses

Course	Duration	Entry	Entry Requirements
<b>PgDip / MSc Building Surveying</b>	<ul style="list-style-type: none"> <li>• <b>Full time:</b> 12 months</li> <li>• <b>Part time:</b> 24 months</li> <li>• Conversion courses available*</li> </ul>	September and January starts	2:1 UK Honours degree in any subject; or membership of a relevant professional body; or employment experience in areas related to surveying and construction.
<b>MBA Construction and Infrastructure Management</b>	<ul style="list-style-type: none"> <li>• <b>Full time:</b> 12 months</li> <li>• <b>Part time:</b> 24 months</li> <li>• <b>Intensive part time:</b> 12 months</li> </ul>	September and January starts	2:2 UK Honours degree and at least 3 years relevant managerial work experience.
<b>PgDip / MSc Construction Law in Practice</b>	<ul style="list-style-type: none"> <li>• <b>Full time:</b> 12 months</li> <li>• <b>Part time:</b> 24 months</li> <li>• Conversion courses available*</li> </ul>	September and January (2020) starts	2:1 UK Honours degree in any subject; or membership of a professional body in areas related to construction
<b>MSc Construction Project Management</b>	<ul style="list-style-type: none"> <li>• <b>Full time:</b> 12 months</li> <li>• <b>Part time:</b> 24 months</li> <li>• Conversion courses available*</li> </ul>	September and January starts	2:1 UK Honours degree in a discipline relevant to the Built Environment, or Corporate membership of a relevant professional body.
<b>MSc Digital Architecture and Robotic Construction</b>	<ul style="list-style-type: none"> <li>• <b>Full time:</b> 12–18 months</li> <li>• <b>Part time:</b> 24 months</li> </ul>	September and January starts	2:1 UK honours degree in Architecture, Engineering or equivalent.
<b>PgDip / MSc Quantity Surveying</b>	<ul style="list-style-type: none"> <li>• <b>Full time:</b> 12 months</li> <li>• <b>Part time:</b> 24 months</li> <li>• Conversion courses available*</li> </ul>	September and January starts	2:1 UK Honours degree or international equivalent in any subject; or corporate membership of a relevant professional body. Part-time applicants should be working in a property-related office.
<b>PgDip / MSc Real Estate</b>	<ul style="list-style-type: none"> <li>• <b>Full time:</b> 12 months</li> <li>• <b>Part time:</b> 24 months</li> <li>• Conversion courses available*</li> </ul>	September and January starts	2:1 UK Honours degree or international equivalent in any subject.

More information, full course details and how to apply can be found online [lsbu.ac.uk/course-finder](https://lsbu.ac.uk/course-finder)

\* Conversion courses are available for students that do not have a direct discipline degree.  
For more information, full course details and how to apply can be found online [lsbu.ac.uk/course-finder](https://lsbu.ac.uk/course-finder)



## MSc Building Surveying Graduate, Emmanuel Owusu

After experiencing symptoms of mental ill-health, first-class Architecture degree graduate, Emmanuel Owusu decided to quit his job as an Architectural Assistant and start his MSc in Building Surveying at LSBU.

With mental health close to his heart, Emmanuel focussed his thesis on the links between the built office environment and anxiety and depression:

'Badly designed buildings can cause low mood, fatigue, poor concentration and headaches. There are many studies showing that locating buildings near green space, reducing noise and visual distraction, and incorporating nature can all improve wellbeing'.

**"Badly designed buildings can cause low mood, fatigue, poor concentration and headaches."**

This has led to Emmanuel now sitting on the NHS Design Champion Board for MerseyCare NHS Foundation Trust, looking at how hospitals are designed to the highest possible architectural standards. He also works at RIBA, advising them on their wellbeing agenda for students and professionals.

*Emmanuel's latest book – The Arts and Mental Health – is available from Amazon, along with the first two books in his series on mental health, My Psychosis Story and Let's Talk Mental Health. All proceeds go towards funding his current project, transforming a charity shop in his home town of Dagenham into a welcoming community café.*



# Education and PGCE

We provide training, professional development and research skills that lead to real and positive impact on how people learn.

Our courses focus on social justice, diversity and inclusion. In the MA Education (Autism) we draw on the voices of people with personal experience of autism. The MA Education (Special Educational Needs and Disability) provides an in-depth understanding of inclusive practice in education from pre-school to Higher Education and beyond. Our PGCE with qualified teacher status will prepare you to teach in inner London primary schools, with opportunities to develop your understanding of alternative provision through placement in special schools and pupil referral units.

Our academics have substantial experience in their respective fields. All lecturers on the PGCE are experienced classroom teachers, and bring practical knowledge as well as theoretical expertise to the course.

## Key stats

- 96% of our 2017/18 PGCE trainees were in teaching posts in September 2018.
- The Education team's first book, *Supporting Inclusive Practice and Ensuring Opportunity is Equal for all*, was published by David Fulton in 2018.
- Ranked 3rd in London for Education (Guardian League Table, 2019).

## Employability

Whether you want to train to teach, to enhance your professional skills, or are seeking promotion, our courses will equip you with the knowledge, understanding and skills to succeed. The PGCert Mentoring and the PGCert National Award for Special Educational Needs Coordinator provide professional development opportunities for aspiring school leaders or for those already in leadership positions.

## Research groups

- Critical Autism/Disability Studies
- Education and Social Justice

## Accreditation

- National College for Teaching & Leadership (NCTL)

**We're a top 10 UK university for graduate level jobs or further professional or HE study after 6 months in Education (Guardian 2019)**

## Courses

Course	Duration	Entry	Entry Requirements
PgCert Autism	• Part time: 1 year	September start	2:2 UK Honours degree or international equivalent.
MA Education (Autism)	• Part time: 3 years	September start	2:2 UK Honours degree or international equivalent.
MA Education (Special Educational Needs and Disability)	• Part time: 3 years	September start	2:2 UK Honours degree or international equivalent; or equivalent professional qualification/ experience.
PgCert Mentoring	• Part time: 1 year	September start	2:2 UK Honours degree or international equivalent; plus education experience, mostly practising teachers.
PgCert National Award for Special Educational Needs Coordinator	• Part time: 1 year	September start	Minimum BA/BSc and Qualified Teacher Status. All applicants must be serving teachers.
MA Programme in Education	• Part time: 3 years	September start	2:2 UK Honours degree or international equivalent
MA Education for Sustainability	• Full time: 16 months • Part time distance learning: 3 years	September start	2:2 UK Honours degree or international equivalent; or equivalent professional qualification/ experience.
PGCE Primary (5-11) with optional pathways in Maths / Special Education Needs and Disability / Early Years	• Full time: 1 year	September start	A UK Honours degree or international equivalent; plus entry requirements as set by Department of Education, listed on our website.
School Direct PGCE	• Full time: 1 year	September start	A UK Honours degree or international equivalent; plus entry requirements as set by Department of Education, listed on our website.

More information, full course details and how to apply can be found online [lsbu.ac.uk/course-finder](https://lsbu.ac.uk/course-finder)



# Engineering

With over 100 years' experience in educating professional engineers, you can be confident of the quality of our courses.

The courses we deliver are constantly informed by industry and research. Our 3D virtual engineering and flexible cyber security facilities support your learning, and help to make industry ready graduates. You will be able to take advantage of our professional links with industry, with opportunities to network with guest lecturers and alumni, go on field trips and secure placements.

## Key stats

- No.1 London modern university for research quality in Electrical and Electronic Engineering (Complete University Guide 2018).
- Top 10 in the UK for graduate prospects and research intensity in Engineering (Complete University Guide 2019).
- REF awarded 80% of our research into General Engineering the two highest quality ratings (4\* or 3\*) for 'impact' (research and significance).

## Employability

You can expect to work in areas such as power generation, renewable energy, automotive design and manufacturing. Other areas include robotics, transport systems, telecommunications, IT and research.

You can expect to work in areas such as power generation, renewable energy, automotive design and manufacturing. Other areas include robotics, transport systems, telecommunications, IT and research.

Electronic engineering careers cover research, design, development and project planning to production, commissioning and maintenance. As a mechanical engineer, you could work across energy, transport, aviation, robotics, pharmaceutical and the marine industry.

## Facilities

- 6000m2 specialist engineering laboratories, workshops and computer suites for student use.
- The sophisticated Virtual Engineering Laboratory allows students to interact with simulated large-scale industrial projects.

## Industry links

- Innovation Centre for Robotics with The Welding Institute (TWI) and new Centre for Advanced Coating Technologies.
- Knowledge Transfer Partnerships including Adanda Ltd, Eppendoprf Cryotech Ltd, Firstco, ITech and Open Date Equipment.

## Accreditation

- The British Computer Society (BCS)
- The Energy Institute
- The Institution of Chemical Engineers (IChemE)
- The Institute of Engineering and Technology (IET)
- The Institution of Mechanical Engineers (IMechE)
- The Institute of Engineering Designers (IED)

**We're the No.1 London modern university for research quality in Electrical and Electronic Engineering**  
(Complete University Guide 2019)

## Dr Saim Memon: The Age of Vacuum-Glass

Senior Lecturer at our Centre for Advanced Materials, Dr Saim Memon, has built a multi-disciplinary academic career spanning across Electrical Engineering, Mechatronics and Solar Thermal Vacuum Systems Engineering.

With his life-long passion for research informed teaching, Dr Memon has developed a keen interest in Vacuum Science:

"I'm passionate about embracing the principles of vacuum science and applying this to glass. This has profound uses in solar energy materials for sustainable low-carbon buildings, smart vacuum insulated windows with nano-structured heat reflective, thermochromic and electrochromic films."

At the Centre, we also look at improving the electric-vehicles charging efficiency with vacuum insulated thermo-electric materials. Dr Memon has developed and presented these findings in collaboration with leading scientists in the UK, Europe, USA, Abu Dhabi, Japan, Thailand, Malaysia and Kenya."

***"I'm passionate about embracing the principles of vacuum science and applying this to glass."***



## Engineering Courses

Course	Duration	Entry	Entry Requirements
<b>MSc Advanced Telecommunications and Wireless Engineering</b>	<ul style="list-style-type: none"> <li>• <b>Full time:</b> 1 year</li> <li>• <b>Part time:</b> 2 years</li> </ul>	September start	2:2 UK Honours degree in a relevant subject; or professional qualifications along with several years' relevant industrial experience.
<b>MSc Chemical Engineering and Process Management</b>	<ul style="list-style-type: none"> <li>• <b>Full time:</b> 1 year</li> <li>• <b>Part time:</b> 3 years</li> </ul>	September start	2:2 UK Honours degree in a physical science, engineering or other relevant technological discipline.
<b>MSc Data Science</b>	<ul style="list-style-type: none"> <li>• <b>Full time:</b> 1 year</li> <li>• <b>Part time:</b> 2 years</li> </ul>	September and January starts (January start full time only)	2:2 UK Honours first degree in a relevant subject; or Higher National Diploma in a relevant subject and a minimum of 3 years' relevant professional experience.
<b>MSc Electrical and Electronic Engineering</b>	<ul style="list-style-type: none"> <li>• <b>Full time:</b> 1 year</li> <li>• <b>Part time:</b> 2 years</li> </ul>	September start	2:2 UK Honours degree in Electrical, Electronics, Communications or Computer Engineering; or, several years of relevant industrial experience.
<b>MRes Engineering</b>	<ul style="list-style-type: none"> <li>• <b>Full time:</b> 1 year</li> <li>• <b>Part time:</b> 2 years</li> </ul>	September start	2:2 UK Honours degree or international equivalent; or a professional qualification recognised as equivalent to an honours degree in the general engineering discipline.
<b>MRes General Engineering</b>	<ul style="list-style-type: none"> <li>• <b>Full time:</b> 1 year</li> <li>• <b>Part time:</b> 2 years</li> </ul>	Year-round start dates	More information on research degrees can be found on our website or on page 70.
<b>MSc Internet, Mobile Systems and Applications</b>	<ul style="list-style-type: none"> <li>• <b>Full time:</b> 1 year</li> <li>• <b>Part time:</b> 2 years</li> </ul>	September and January starts (January start full time only)	2:2 UK Honours first degree in a relevant subject; or a Higher National Diploma in a relevant subject and a minimum of 3 years' relevant professional experience. Applicants should be working in a property-related office.

Course	Duration	Entry	Entry Requirements
<b>MSc Mechanical Engineering</b>	<ul style="list-style-type: none"> <li>• <b>Full time:</b> 1 year</li> <li>• <b>Part time:</b> 2 years</li> </ul>	September start	2:2 UK Honours degree in a relevant subject or professional qualification alongside several years relevant experience.
<b>MSc Petroleum Engineering</b>	<ul style="list-style-type: none"> <li>• <b>Full time:</b> 1 year</li> <li>• <b>Part time:</b> 2 years</li> </ul>	September start	2:2 UK Honours degree in a physical science, engineering or other relevant technological discipline.
<b>MSc Systems and Cyber Security</b>	<ul style="list-style-type: none"> <li>• <b>Full time:</b> 1 year</li> <li>• <b>Part time:</b> 2 years</li> </ul>	September and January starts (January start full time only)	2:2 UK honours degree in a relevant subject; or minimum three years' post-qualification experience in a relevant field.
<b>MSc Mechatronics, Robotics and Embedded Systems</b>	<ul style="list-style-type: none"> <li>• <b>Full time:</b> 1 year</li> <li>• <b>Part time:</b> 2 years</li> </ul>	September start	2:2 UK Honours degree in Electrical, Electronics, Communications or Computer Engineering; or professional qualifications along with several years of industrial experience.

More information, full course details and how to apply can be found online [lsbu.ac.uk/course-finder](https://lsbu.ac.uk/course-finder)



# Film and Performance

Our courses are taught by practitioners who understand what it takes to make it in the creative industries.

Whether it is a collaboration with Lyric Theatre on Creative Performance Practice or Blackmagic post-production training by an accredited trainer on Editing and Post-Production, you get the chance to flex your creative muscles and gain practice based knowledge.

## Key stats

- You will have access to Arri Cameras, grading suites, and industry-ready film studios. We continually invest in our media facilities and make full use of our local industry partners
- The Edric Theatre: a dedicated performance and rehearsal space with a 90-seat capacity, plus a 30-seat studio and backstage facilities.

## Employability

The aim of all of our creative courses is to immerse you in a professional practice environment with industry standard facilities, visiting professionals, work placement and careers advice. Our creative students have gone on to careers in areas such as directing, socially engaged arts, post-production, public relations and media, film and TV acting and theatre making.

## Industry links

- Lyric Hammersmith
- Fifty Fifty post production

## Accreditations

- Blackmagic Design Accredited Trainer
- Avid Media Composer 101 and 110 certification

**The Edric Theatre is a dedicated performance and rehearsal space with a 90-seat capacity.**

## Courses

Course	Duration	Entry	Entry Requirements
MA Creative Performance Practice	• Full time: 1 year • Part time: 2 years	September start	2:2 UK Honours degree in a relevant subject; or relevant work experience.
MA Editing and Post-Production	• Full time: 1 year • Part time: 3 years	September start	2:2 UK Honours degree in a relevant subject; or relevant work experience.

More information, full course details and how to apply can be found online [lsbu.ac.uk/course-finder](https://lsbu.ac.uk/course-finder)



## Ben Mallaby, MA Editing and Post Production course director

Combining short filmmaking, co-running a production company and leading the MA Editing and Post Production course, Ben has a wealth of practice and teaching experience, not to mention a BAFTA nomination!

After graduating from a TV production MA and setting himself up as a freelancer, Ben decided to resume making short films to help raise his profile in the industry. Following some film festival success for his comedies, one of Ben's films was nominated for a Short Film BAFTA

"It got into enough festivals that I realised I was eligible to submit it for a BAFTA, so I submitted it on a whim, working everything out as I went, and I was nominated. It was a huge surprise, and very encouraging."

Around the time he started making shorts Ben began teaching, first at the University of Gloucestershire and then Ravensbourne before joining LSBU. Ben's work as a director, for clients such as Comedy Central, BBC3 and ITV2, and his short film success, have been vital in ensuring he is able to pass on not only the latest knowledge of industry practices, but he also understands what it takes to make a career in the sector. Students also benefit from Ben's connections within the film industry:

"As a director my work is regularly edited in post houses and it gives me the opportunity to keep abreast of what's happening in the sector. I've also been able to bring these collaborators in to speak to the students. It's fun for me as I get to learn about them in a way I wouldn't as their client or peer."

# Food

As consumers demand greater quality assurance, the food industry needs more people who can ensure standards are met.

Food Safety and Control combines an understanding of the key issues such as food law, composition, sustainability, quality management, product development, control operations, microbiology and hygiene with practice experience on a course accredited by the Institute of Food Science and Technology (IFST), setting you on the path to a rewarding career.

## Employability

Covering knowledge and skills around systems of control such as the principles of Good Manufacturing Practice (GMP), the course opens up a number of careers in product development, quality control, catering and retail, and food law enforcing. Students have gone on to work for employers, for example Kraft Foods, Tesco, Marks and Spencer, and Harrods.

## Accreditations

- Institute of Food Science and Technology (IFST)

## Courses

Course	Duration	Entry	Entry Requirements
MSc Food Safety and Control	<ul style="list-style-type: none"><li>• Full time: 12 months</li><li>• Part time: 24 months</li></ul>	September and January starts	2:2 BSc (Hons) in relevant subject or HND/HNC in Food Technology or related subject or equivalent qualification.

More information, full course details and how to apply can be found online [lsbu.ac.uk/course-finder](https://lsbu.ac.uk/course-finder)





# Law

In our 30 years of teaching law we have shaped the professional futures of thousands of law students.

Our professionally accredited LLM Law courses will give you a grounding across all major issues of the profession. Our teaching is focused around three themes: core legal skills, employability and focused legal learning, and provides flexibility to personalise your learning experience with specialist modules, such as terrorism, commercial arbitration and policing.

## Key stats

- Taught by expert academics and practitioners. A number of visiting professors and lecturers will teach on the course. All are leading practitioners with a national reputation in the fields of crime, criminal justice and litigation.
- Top 10 in UK for satisfaction with teaching in Law (Guardian League Table 2019).
- Work experience – you could volunteer at the Lambeth County Court Help Desk, with local law firms, or be a Legal Adviser at LSBU's free drop-in Legal Advice Clinic.

## Employability

Our courses will equip you with an in-depth knowledge of practice and procedure across the law discipline. You'll develop your professional skills, experience and confidence alongside local legal professional practitioners. You will develop advanced legal practical skills and an in-depth understanding across specialisms, meaning you can find employment in various related areas.

## Research groups

- Crime and Justice Research Group
- Centre for Social Justice and Global Responsibility

## Accreditations

- The Solicitors Regulation Authority
- The Bar Standards Board
- The Chartered Institute of Legal Executives (CILEx)

**We're a top 10 UK university for satisfaction with teaching in Law (Guardian 2019)**



## Courses

Course	Duration	Entry	Entry Requirements
LLM Civil Litigation and Dispute Resolution	<ul style="list-style-type: none"> <li>• Full time: 1 year</li> <li>• Part time: 2 years</li> </ul>	September start	2:2 UK Honours degree or international equivalent in relevant subject.
LLM Crime and Litigation	<ul style="list-style-type: none"> <li>• Full time: 1 year</li> <li>• Part time: 2 years</li> </ul>	September start	2:2 UK Honours degree or international equivalent in related subject.
MSc Criminal and Social Research Methods	<ul style="list-style-type: none"> <li>• Full time: 1 year</li> <li>• Part time: 2 years</li> </ul>	September start	2:2 UK Honours degree or international equivalent in a related subject; or related work experience.
LLM International Commercial Law	<ul style="list-style-type: none"> <li>• Full time: 1 year</li> <li>• Part time: 2 years</li> </ul>	September start	2:2 UK Honours degree or international equivalent in a related subject; or related work experience.
MSc International Criminal Law and Procedure	<ul style="list-style-type: none"> <li>• Full time: 1 year</li> <li>• Part time: 2 years</li> </ul>	September start	2:2 UK Honours degree or international equivalent in Law; or 2:2 UK Honours degree or international equivalent in another subject, plus relevant experience.
LLM International Human Rights and Development	<ul style="list-style-type: none"> <li>• Full time: 1 year</li> <li>• Part time: 2 years</li> </ul>	September start	2:2 UK Honours degree or international equivalent; or equivalent professional qualification/ experience.
CPE/ PgDip / LLM Law Conversion Course – Legal Studies Common Professional Exam	<ul style="list-style-type: none"> <li>• Full time: 1 year</li> <li>• Part time: 2 years</li> </ul>	September start	2:2 UK Honours degree or international equivalent in a relevant subject area; or relevant professional experience considered.
PgDip / LLM Legal Studies	<ul style="list-style-type: none"> <li>• Full time: 1 year</li> <li>• Part time: 2 years</li> <li>• Top up: 1 semester</li> </ul>	September start	2:2 UK Honours degree or international equivalent in a relevant subject area; or relevant professional experience considered.

More information, full course details and how to apply can be found online [lsbu.ac.uk/course-finder](https://lsbu.ac.uk/course-finder)

## Claire Hood, Law Conversion

With one successful career under her belt already, Claire Hood is setting out in a completely new direction, and is now preparing to start her training as a barrister.

After completing a degree in Media Studies and enjoying a successful career in the industry, Claire began to look in to a career change, moving in to Law "When I was working in the legal team at Comedy Central, my boss suggested I do a law conversion course so I could take on a more senior role."

Claire chose to study a Law Conversion course at LSBU "I did my course over two years part-time while holding down a job and looking after my children. It wasn't easy and as a part-timer you often miss out on the extra activities that can enrich your time at university."

Claire attributes the University's Mooting Competition as one of the events that made her consider becoming a barrister "It turns out that despite my nerves I was good at mooting and I began to realise I'd been wrong to assume that someone with a working-class background couldn't become a barrister. My skills and my life experience had equipped me well, and I graduated from my conversion course in 2016 with a commendation."

Claire is currently working for an actors' union in a role that combines her entertainment background and legal training. She is soon to complete her BPTC, and plans to continue her career in law thereafter.

"I used to think certain doors were closed to me because I'm not privately educated with a first from Oxbridge, but it turns out that my life experience could be an advantage."





# Marketing

Our marketing programmes will propel you to succeed in the modern marketing landscape.

The world of marketing continues to grow and develop around us, and marketers need to confidently navigate the modern 21st century business environment. Industry insight and professional accreditation underpins our teaching, so you know that what you're learning is in demand from industry. You will be able to embed theoretical concepts to real-world situations and case studies, giving you a firm foundation of marketing practice.

### Key stats

- Accredited by the Chartered Institute of Marketing (CIM), the world's largest community of marketers.
- Industry in teaching – we bring guest lecturers into the classroom to add a new and modern twist to our teaching.
- Flexible course structures allow you to tailor your learning – delve into international marketing, social media, public relations and more.

### Employability

Successful graduates have gone on to work in multinational and global companies, public sector organisations, charities and start-ups. Our courses will equip you to work in a range of marketing fields including product and brand management, account management, digital and social media marketing, marketing communications, and marketing research. Equally our graduates are successful in client-based companies such as manufacturers and banks.

### Accreditations

- The Chartered Institute of Marketing (CIM)

*We're accredited by the Chartered Institute of Marketing (CIM), the world's largest community of marketers.*



## Courses

Course	Duration	Entry	Entry Requirements
MSc International Business Management with Marketing	<ul style="list-style-type: none"> <li>• Full time: 1 year</li> <li>• Full time (with placement): 19 months</li> <li>• Part time: 2 years</li> </ul>	September and January (Full time January starts are 15 months)	2:2 UK Honours degree or international equivalent in a relevant subject or with work experience.
MSc International Marketing	<ul style="list-style-type: none"> <li>• Full time: 1 year</li> <li>• Full time (with internship): 19 months</li> <li>• Part time: 2 years</li> </ul>	September and January (Full time January starts are 15 months)	2:2 UK Honours degree or international equivalent in a related subject.
MSc Marketing	<ul style="list-style-type: none"> <li>• Full time: 1 year</li> <li>• Full time (with internship): 19 months</li> <li>• Part time: 2 years</li> </ul>	September and January (Full time January starts are 15 months)	2:2 UK Honours degree or international equivalent.
MSc Marketing Communications	<ul style="list-style-type: none"> <li>• Full time: 1 year</li> <li>• Full time (with internship): 19 months</li> <li>• Part time: 2 years</li> </ul>	September and January (Full time January starts are 15 months)	2:2 UK Honours degree or international equivalent in a related subject area or 2:2 UK Honours degree or international equivalent in any subject with three years' relevant work experience.

More information, full course details and how to apply can be found online [lsbu.ac.uk/course-finder](https://lsbu.ac.uk/course-finder)



## Michael Le, MSc International Marketing

Michael Le, who is a Marketing Manager at Amazon Music, graduated from LSBU with a BA Business Administration and an MSc International Marketing.

"I decided to study MSc International Marketing for two reasons: I underachieved on my BA Business Administration and I wanted to set the bar high for the next generation. After all, my parents didn't go to school, so they didn't receive any formal education, but I wasn't going to let that have a negative impact on my future."

Michael valued the support he received as an LSBU student: "one of my lecturers was a fantastic mentor who really inspired me. I had a troubled past and she always had time for me, made no judgments and fully supported me, especially with my dissertation".

The facilities were also beneficial for Michael. "I spent most of my time at university as I didn't have a PC at home, so I spent a lot of time in the Learning Resource Centre (LRC) and library, it was pretty much my second home."

Following a trip to Vietnam to volunteer at an orphanage in 2013, Michael went on to set up his own charity 'Fundraise For Vietnam'. Since then, he's held various roles which have led him to his current role as Marketing Manager at Amazon Music.

"One important piece of career advice I will give is to make sure you are continuously learning. The moment you stop you have either outgrown the role or become complacent. A career isn't meant to be easy and the satisfaction comes from overcoming difficult tasks or projects. There are no hand-outs so make your own opportunities when the world doesn't believe in you. No matter what life throws at you, keep moving forward and don't let failure determine your outcome."

**"One important piece of career advice I will give is to make sure you are continuously learning."**



# Nursing and Midwifery

Our nursing and midwifery courses teach a range of clinical skills so that students are ready, willing and able to take on complex issues and challenges.

Postgraduate nursing and midwifery courses teach a range of advanced clinical skills and broaden students' knowledge of specific and often complex issues and cases. Our students benefit from specialised laboratories to apply their knowledge to real world situations and rehearse skills taught in class. Our supportive staff are industry professionals and are passionate about helping students learn and adapt to the challenges faced by today's nurses and midwives.

## Key stats

- Joint 1st in London for graduate prospects in Nursing (Complete University Guide 2019).
- Academic staff are health and social care professionals with a wealth of experience who embody our ethos of patient centred care and student focused learning.
- Students are supported by experts with a broad range of perspective from across the NHS and social care organisations which ensure our courses are always industry relevant and in line with best practice.

## Employability

We build your confidence and employability by assessing, managing and caring at all stages. We prepare students for advanced or specialised roles, management of health services, or to move into a research or lecturing role. Our students are in high demand and graduate with competence, empathy and the confidence to make a difference in the lives of all their patients.

## Facilities

Students on our nursing and midwifery courses use high-fidelity simulator mannequins, SimMan, SimBaby and SimMom in our skills laboratories which are sometimes held in the evening. In these sessions students recognise clinical signs, practice their skills and see physical responses to their interventions. LSBU nursing and midwifery students learn and rehearse essential skills in these controlled environments and as a result find that they get more out of their placements.

## Industry links

LSBU's quality industry links facilitate professional placements for our nursing students at leading NHS Trusts across London. 50% of courses are taught in a placement setting and students are encouraged to apply their practiced knowledge and skills. Students are able to bring theories and ideas from placement back to the laboratory to question and test in a safe environment.

**Joint 1st in London for graduate prospects in Nursing (Complete University Guide 2019)**

## Courses

Course	Duration	Entry	Entry Requirements
PgDip / Top-up to MSc Adult Nursing (Pre-registration)	Full time: 2 years	September start	2:2 UK Honours degree or international equivalent; completion of Life Sciences workbook and an Accreditation of Prior Learning (APL) portfolio; Maths and English GCSEs at C or above.
PgDip / Top-up to MSc Advanced Clinical Practice	PgDip part time: 18 months–5 years Top-up to MSc part time: 18 months–5 years (Dependant on APL and NMP Slow Track)	September and January starts	2:2 UK Honours degree or international equivalent in a related subject, or senior level health professional with minimum 90 undergraduate degree level credits (at least 15 credits of which were completed within the last 2 years). Extensive experience is required, more information can be found online.
PgDip / MSc Children's Advanced Nurse Practitioner	PgDip part time: 2 years MSc part time: 3 years <i>Slow-track options of up to six years are available.</i>	September and January starts	2:2 UK Honours degree, qualified as a children's nurse, three years' post-reg experience and current employment in a professional practice with employer support.
PgDip / MSc Children's Nursing (Pre-registration)	Full time: 2 years	September start	2:2 UK Honours degree or international equivalent; plus completion of a Life Sciences workbook package if not health or science related; plus Maths and English GCSEs or equivalent at C or above.
PgCert / PgDip / MSc Leadership and Service Improvement	Part-time: 3–4 years	September start	2:2 UK Honours degree or international equivalent; plus a health-related professional qualification.

More information, full course details and how to apply can be found online [lsbu.ac.uk/course-finder](https://lsbu.ac.uk/course-finder)

## Courses contd.

Course	Duration	Entry	Entry Requirements
<b>PgDip / MSc Learning Disability Nursing (Pre-registration)</b>	<b>Full time:</b> 2 years	September start	2:2 UK Honours degree or international equivalent; plus completion of a Life Sciences workbook package if not health or science related; plus Maths and English GCSEs or equivalent at C or above.
<b>PgDip / MSc (Top-up) Mental Health Advanced Nurse Practitioner</b>	<b>PgDip part time:</b> 2 ½-3 years <b>MSc (Top-up):</b> 1 year	January start	This course is intended for experienced clinicians working in health and social care settings, who already hold a health related degree or equivalent. Full details can be found online.
<b>MSc Mental Health Practice</b>	<b>Part time:</b> 2 years	September start	2:1 UK Honours degree; a minimum of one year's experience of working in mental health and/or social care services.
<b>MSc Mental Health Practice (Forensics)</b>	<b>Part time:</b> 2 years	September start	2:1 UK Honours degree or international equivalent
<b>MSc Mental Health Practice (Intellectual Disabilities and Autism)</b>	<b>Part time:</b> 2 years	September start	2:1 UK Honours degree or international equivalent
<b>MSc Mental Health Practice (Mindfulness)</b>	<b>Part time:</b> 2 years	September start	2:1 UK Honours degree or international equivalent
<b>PgCert / PgDip / MSc Nursing</b>	<b>PgCert part time:</b> 1 year <b>PgDip (Top-up) part time:</b> 1 year <b>MSc part time:</b> 3 years	September start	Applicants must be working in adult healthcare setting in acute, community or private care as a registered nurse and have a minimum of six months' experience post qualification.

## Courses contd.

Course	Duration	Entry	Entry Requirements
<b>MSc Nursing (Neuroscience Care)</b>	<b>Part time:</b> 6 years	September start	Current registration on a professional register (NMC) with a minimum of six months' post qualification experience working in a neuroscience setting.
<b>PgCert Older People's Care</b>	<b>Part time:</b> 1 year	September start	2:2 UK Honours degree or international equivalent. Normally a health or social care professional registered with the HCPC, the General Medical Council and the Nursing & Midwifery Council.
<b>PgCert / PgDip (Top-up) / MSc (Top-up) / MSc Palliative and End of Life Care (Saint Francis Hospice)</b>	<b>PgCert part time:</b> 1 year <b>PgDip part time:</b> 2 years <b>MSc part time:</b> 3 years	September start	2:2 UK Honours degree in relevant subject or significant clinical experience with a minimum 80 UG Degree credits. Must be registered with a recognised professional body, with at least 6 months relevant experience.
<b>PgCert / PgDip / MSc Perinatal Mental Health</b>	<b>PgCert part time:</b> 1-2 years <b>PgDip (Top-up) part time:</b> 1-2 years <b>MSc part time:</b> 4 years	February start	2:1 UK Honours degree in related subjects; or professional qualification equivalent to a degree; appropriate skills and experience working with mental health or women's health.

More information, full course details and how to apply can be found online [lsbu.ac.uk/course-finder](https://lsbu.ac.uk/course-finder)



## Those who teach, learn

The clinical skills peer tutor programme encourages nursing students to apply to be a 'tutor' in the second year of their studies. The programme supervises and trains students in how to facilitate clinical skills learning of their peers. Participation in this voluntary extra-curricular activity consolidates students' clinical skills through supporting others and also develops a wide range of non-technical skills such as coaching and facilitation which add value to the LSBU nursing courses and are a core part of the profession.

The programme is an initiative of Gary Francis, Associate Professor, Practice Skills & Simulation in the School of Health and Social Care. "For the students, it's an accessible, friendly source of support, and a great chance for tutors to develop their skills".

Robert Taylor, Children's Nursing student, agrees: "The programme has allowed me to test myself and become vastly more confident in my clinical skills. Helping others in their learning will be incredibly useful as a qualified nurse as I will have to explain and justify procedures to both patients and parents."

The clinical skills peer tutors are a dynamic group and welcome motivated fellow students to join them.



# Occupational Therapy

Occupational therapists help people throughout their life, enabling them to do the things they want to do.

As well as promoting their health and wellbeing, you will learn to respond to patients' needs effectively with dignity and respect. Prepare yourself to meet the agendas and future challenges within the healthcare sector and to enable the development of services fit for the future, including innovation and entrepreneurship.

Our lecturers care about students and their learning experience which is why we are ranked No.1 London Modern for overall satisfaction with assessment, continuation and overall for Health Professions (Guardian League Tables 2019).

## Key stats

- No.1 London Modern for graduate prospects in Occupational Therapy (Complete University Guide 2018).

## Employability

We maintain strong links with occupational therapists working in the public and private sectors and social enterprises across Greater London. Clinicians and lecturers bring real-world examples into the classroom and placements, proven by our accreditation from the Royal College of Occupational Therapists. All of this means that you will be equipped and ready to work in hospitals, community-based services, schools, prisons, independent practice and voluntary organisations.

## Accreditations

Our courses are accredited by the Royal College of Occupational Therapists.

## Facilities

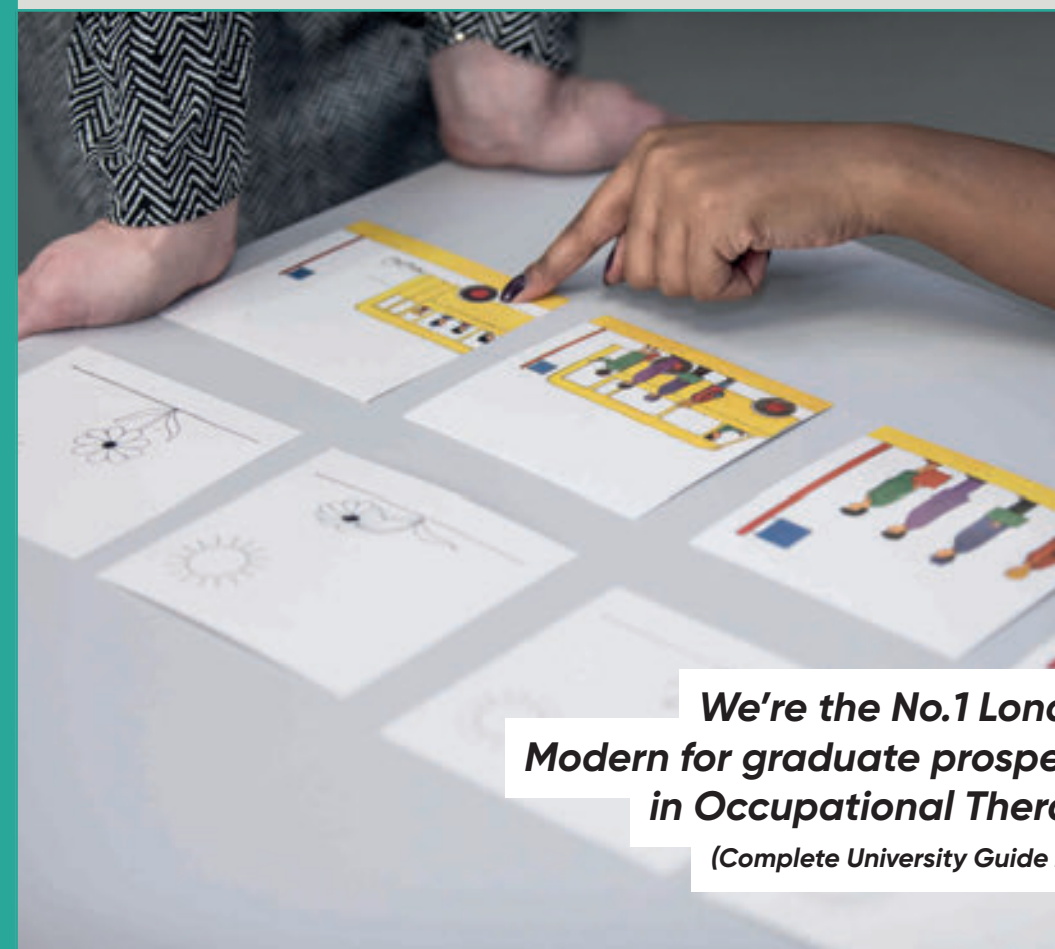
LSBU has a specialist suite of labs for students to practice Activities of Daily Living (ADL), art, splinting and group skills sessions.



## Courses

Course	Duration	Entry	Entry Requirements
PgCert/PgDip (Top-up) / MSc (Top-up) Advancing Practice in Occupational Therapy	<ul style="list-style-type: none"> <li>• Full time: 2–4 years</li> <li>• Part time: 3–6 years</li> </ul>	September and January starts	Applicants should hold an award that entitles them to register with the HCPC (or equivalent for international students).
PgDip/MSc Occupational Therapy (Pre-registration)	<ul style="list-style-type: none"> <li>• Full time: 2 years</li> </ul>	September start	2:2 UK Honours degree or international equivalent in any subject area; Maths and English GCSEs or equivalent at C or above; values and attributes that are comparable to the NHS constitution.

More information, full course details and how to apply can be found online [lsbu.ac.uk/course-finder](https://lsbu.ac.uk/course-finder)





# Physiotherapy

Physiotherapists play an increasingly vital role in improving, managing and preventing a range of health conditions.

LSBU graduates care about their patients as they effectively restore movement and function, often following illness or injury. Quality practice based placements across a range of settings, strong links with practising clinicians, as well as being accredited by both the Chartered Society of Physiotherapists and Health and Care Professions Council, mean that our students are ready to step up in their career.

## Key stats

- Accredited by the Chartered Society of Physiotherapists as well as the Health and Care Professions Council
- No.1 London Modern for both overall score and satisfaction with assessment in health professions (Guardian League Table 2019).

## Employability

Students spend at least 1,000 hours in clinical placement throughout the course. Our strong partnerships with clinical partners across public, private, charity and social enterprise settings throughout central and Greater London provide first class placements for our students.

## Accreditations

- Accredited by the Chartered Society of Physiotherapists as well as the Health and Care Professions Council
- Strong collaborative research links with Guy's and St Thomas' NHS Foundation Trust Therapies Department
- Quality practice based placements (6x5 week placements across 2 years) across public, private, charity and social enterprise settings.

**We're accredited by both the Health and Care Professions Council and the Chartered Society of Physiotherapy.**

## Courses

Course	Duration	Entry	Entry Requirements
MSc Physiotherapy (Pre-registration)	• Full time: 2 years	September start	2:2 UK Honours degree in a subject related to science or health, such as biology, sport science, physiology, behavioural science or health science, ideally with human anatomy and physiology content.

More information, full course details and how to apply can be found online [lsbu.ac.uk/course-finder](https://lsbu.ac.uk/course-finder)



**We're ranked 1st for overall score in health professions amongst London Modern Universities**  
(Guardian League Table 2019)

# Psychology

Our exceptionally versatile degrees will provide you with a rich understanding of human behaviour.

With expertise ranging from addictive behaviours and counselling to mental health and clinical psychology, you can specialise in these areas or take a more generic route to becoming a professional psychologist. Our psychology postgraduate degrees benefit from professional accreditations that ensure what you learn meets industry standards, while research can be conducted using specialist equipment (such as our eye-tracking facility and pub lab) and software.

**Key stats**

- 85% of submitted publications by the Division of Psychology staff are internationally recognised, internationally excellent or world leading (REF 2014).
- Professional accreditation – the course is accredited by the British Psychological Society.
- Dedicated facilities – our lab complex includes an eye-tracking facility and observation room.

**Employability**

Our psychology postgraduate degrees offer career support ranging from talks and seminars by professional speakers to applications advice and work placements in the sector. Students from across our courses have gone on to successful careers as Clinical Psychologists, Social Workers, Mental Health Support Workers and Addiction Counsellors.

**Accreditations**

- The British Psychological Society (BPS)
- Psychometric library
- Pub Lab

**Facilities**

- Observation Room and Eye-tracking Facility
- The Federation of Drug and Alcohol Professionals (FDAP)

**Industry links**

- NHS Trusts
- Mental Health Organisations such as Changing Lives and UK Hearing Voices Network

## Courses

Course	Duration	Entry	Entry Requirements
MSc Addiction Psychology and Counselling	• Part time: 36 months	September start	2:2 BA (Hons) or equivalent qualification. Plus relevant work experience.
MSc / PgCert Mental Health and Clinical Psychology	• Full time: 1 year • Part time: 2 years	September start	2:1 BA (Hons) in relevant subject or equivalent qualification.
MSc Psychology	• Full time: 1 year • Part time: 2 years	September start	2:2 BA (Hons) or equivalent qualification.

More information, full course details and how to apply can be found online [lsbu.ac.uk/course-finder](https://lsbu.ac.uk/course-finder)

## Cassie Hogan, PhD student

Now working on her PhD thesis looking at identity change in recovery from problem drinking, Cassie initially joined LSBU on the Addiction Psychology and Counselling MSc after a recommendation from a friend she worked with at a psychiatric hospital. Cassie was drawn to the course because of the work of LSBU academic Professor Ian Albery on automaticity and implicit cognition, and the opportunity to complete further counselling training.

"In the first year there is much discussion around the theoretical underpinnings of the varying theories of addiction and that was very helpful. I especially enjoyed the cognitive psychology components and counselling skills work. I was lucky to start a paid addiction counselling role as soon as I finished my diploma in the second year and really enjoyed my counselling placements."

*In the first year there is much discussion around the theoretical underpinnings of the varying theories of addiction and that was very helpful."*

Near the end of her Masters Cassie began working as a counsellor for the charity Action on Addiction at a women's unit in London. This was the start of a busy period between her MSc and PhD when Cassie worked on a number of projects including: alcohol research for the University of Winchester; addiction research at Kings; counselling work at addiction therapy units in London; and setting up charity Create Recovery which supports people with lived experience of addiction through the Arts.

However, Cassie's intention had always been to pursue her PhD and with support from her previous supervisors Professor Ian Albery and Dr Tony Moss was offered a scholarship place at LSBU and funding from Alcohol Research UK. Cassie's doctoral work combines quantitative and qualitative methodologies to explore how social identity and sense of self can play a role in drinking behaviour.

"The idea is if we understand more about the role identity can play in changing drinking habits, and the early construction of a new identity or the process of identity change as a result of a treatment episode or intervention, it will help to inform clinical work with clients in the field."



# Radiography

Our range of degrees provide you with a rich understanding in areas of imaging, reporting and treatment.

Diagnostic radiography courses focus on work-based learning and offer pathways to specialise in breast imaging, skeletal or chest imaging reporting and a range of image interpretation modules. Therapeutic radiography courses include emerging and innovative technologies and practices to specialise in tumours and cancers in breast, gynaecological, head and neck, prostate regions and palliative care.

For both Diagnostic and Therapeutic radiography, there are also a range of inter-professional modules you can study.

## Key stats

- We're ranked 1st for overall score amongst London Modern competitors for Health Professions (Guardian League Table 2019) – which means happy students.
- Accredited by the College of Radiographers.

## Employability

The academic focus and rehearsal of skills mean you will be ready for professional growth and development in specialised areas of imaging, reporting and treatment. Many graduates continue into specialist or advanced areas of their discipline, consultancy, research, management or teaching careers. Diagnostic and Therapeutic Radiography courses focus on work-based clinical experience.

## Facilities

Reflecting the dynamic healthcare environment, LSBU provides realistic learning environments for both students studying Diagnostic and those studying Therapeutic Radiography.

As a Diagnostic Radiography student, you will practice your skills using the innovative new Fujifilm D-EVO suite. This is a digital diagnostic X-ray room used for practical tutorials on radiographic technique. You will rehearse adjusting and positioning the equipment and patients for general X-rays and have the opportunity to X-ray fellow students. Additionally, LSBU's Digital Interpretation Laboratory has a similar Picture Archiving and Communication System (PACS) to those used by NHS. Students practice using the image interpretation system to evaluate and diagnose fractures and breaks and are trained in moving and handling patients.

For Therapeutic Radiography students, LSBU offers a range of skills facilities including VERT (Virtual Environment for Radiotherapy Training). This virtual learning environment simulates a radiotherapy treatment room. Software applications allow students to develop Image Guided Radiotherapy (IGRT) skills and Physics principles by captivating 3D views and life size visualisations. Other facilities within the imaging skills laboratory include Eclipse treatment planning software which allows student to develop treatment planning skills such as 3D conformal planning; Intensity Modulated Radiotherapy (IMRT) and Volumetric Arc Therapy (VMAT).

**We're the No. 1 London Modern University for overall satisfaction with assessment in health professions.**

(Guardian League Table 2019)

## Courses

Course	Duration	Entry	Entry Requirements
<b>PgCert Breast Imaging</b>	• <b>Part time:</b> 2 years	September and April starts	Appropriate professional qualification, e.g. BSc (Hons) Diagnostic Radiography, plus registration with an appropriate regulatory body. Applicants should be employed within the Breast Care field.
<b>PgCert / PgDip (Top-up) / MSc (Top-up) Diagnostic Imaging</b>	• <b>Part time:</b> 1 year	September start	A degree or diploma in diagnostic radiography or any other relevant professional qualification.
<b>PgCert / PgDip / MSc Radiotherapy and Oncology (Post-registration)</b>	• <b>PgCert part time:</b> 1 year • <b>PgDip part time:</b> 2 years • <b>MSc part time:</b> up to 6 years	January start (September start for the Radiotherapy patient on-treatment review module)	A degree or diploma in Therapeutic Radiography or any other relevant professional qualification. Students must also be registered to practise as a health practitioner in accordance with the professional requirements of their country.
<b>PgCert / PgDip (Top-up) / MSc (Top-up) Radiographic Reporting</b>	• <b>Part time:</b> 1 year	September start	Applicants will normally be a registered radiographer or other healthcare professional with access to radiographic images. Applicants should also have written confirmation and support of an appropriate radiology department in which to train.
<b>PgDip / MSc (Top-up) / MSc Therapeutic Radiography (Pre-registration)</b>	• <b>PgDip:</b> 2 years • <b>MSc Top-up:</b> 1 year	September start	2:1 UK Honours degree in a subject related to science or health; or other relevant qualifications recognised as equivalent to the above.

More information, full course details and how to apply can be found online [lsbu.ac.uk/course-finder](https://lsbu.ac.uk/course-finder)

# Social Care

Social workers help some of the most vulnerable people in society.

Social workers help some of the most vulnerable people in society. The role provides support and assistance to individuals, families and groups, from the homeless to people with learning and physical disabilities. Social workers often spend their time with people – be it at hospitals, care homes or at people's homes, assessing their circumstances and building relationships. We develop practitioners who can meet the needs of the service users, carers and communities in the context of a complex and changing welfare environment.

## Key stats

- Accredited by Health and Care Professions Council
- LSBU is 1st in UK for value added score for social work (Guardian League Table 2019)
- Our staff are industry experts with real-world social work experience – and we're ranked 1st in London for student/staff ratio (Guardian League Table 2019)

## Employability

On graduating you will be eligible to register as a social worker. Practice-based learning complements university-led lectures, seminars and workshops, drawing on established, contemporary and innovative approaches to work with a diverse range of service users. The course is underpinned by a commitment to inter-professionalism, anti-oppressive and anti-discriminatory values, and evidence based practice aimed at empowering carers and service users.

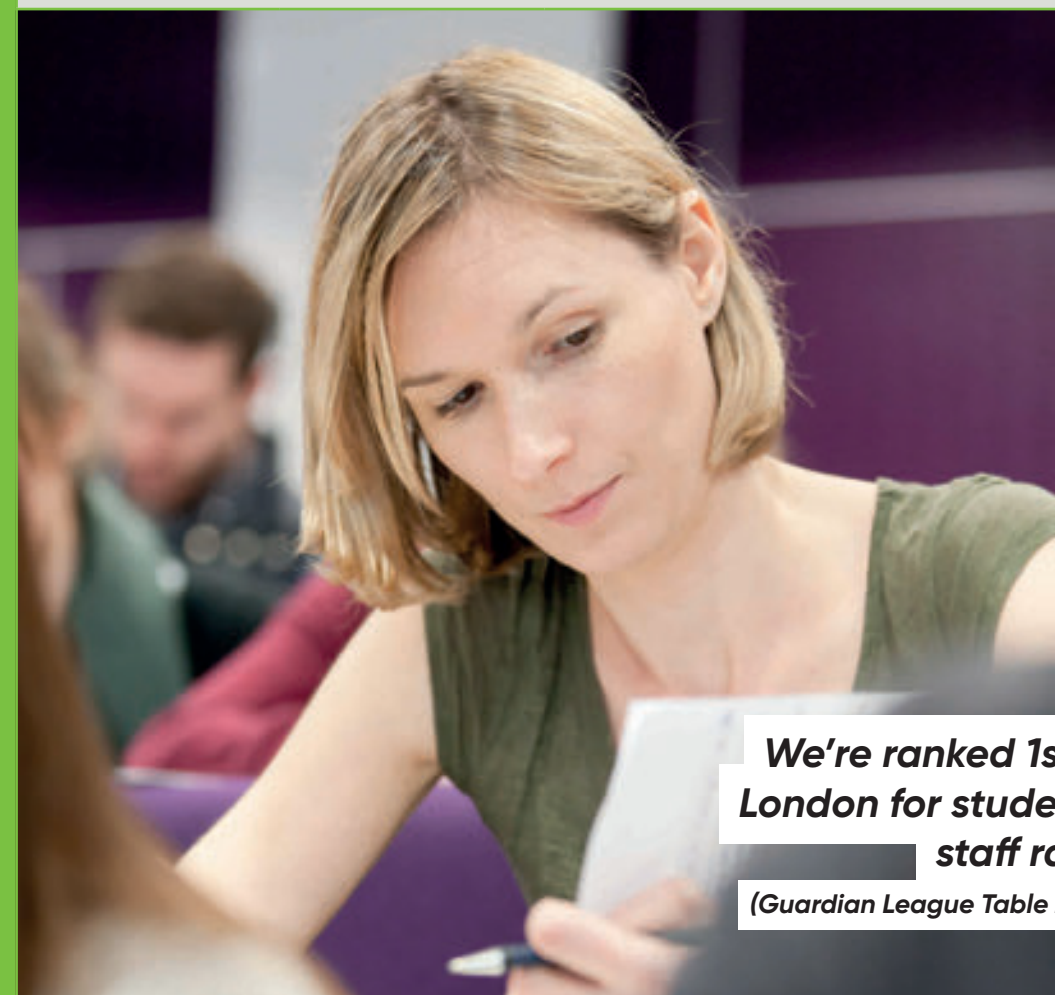
## Accreditations

- Course is accredited by the Health and Care Professions Council (HCPC).
- Successful graduates are eligible for registration as professional social workers with the HCPC.

## Courses

Course	Duration	Entry	Entry Requirements
MA Social Work	• Full time: 2 years	September start	2:1 UK Honours degree, but will accept a 2:2 in exceptional circumstances, or international equivalent; evidence of social work knowledge and social care; plus at least six months' full-time work experience in some aspect of social care or the equivalent part-time, with at least some of this experience in the UK.

More information, full course details and how to apply can be found online [lsbu.ac.uk/course-finder](https://lsbu.ac.uk/course-finder)



**We're ranked 1st in London for student/staff ratio**  
(Guardian League Table 2019)

# Social Sciences

If you are passionate about social justice and global responsibility then these courses are for you.

With a practical approach, we contextualise your learning with object handling, facilitated classroom debates, and stimulating seminar discussions on subject material such as gender, sexual identity, political economy, criminal justice and issues in contemporary sociology.

## Key Stats

- Benefit from the knowledge of applied skills, taught by experienced staff directly from industry
- Experience cross discipline teaching in a full range of socially-focused subjects

## Employability

Our graduates benefit from a wide range of employment opportunities and now work in the voluntary, social research, cultural venues, and even the cabinet office. The practical nature of our courses actively encourages you to undertake placements and enhances your learning throughout, ultimately increasing your employability.



## Courses

Course	Duration	Entry	Entry Requirements
<b>MSc Development and Urbanisation</b>	<ul style="list-style-type: none"> <li>• Full time: 1 year</li> <li>• Part time: 2 years</li> </ul>	September start	2:2 UK Honours degree or international equivalent in a relevant subject and relevant professional experience.
<b>MSc Development Studies</b>	<ul style="list-style-type: none"> <li>• Full time: 1 year</li> <li>• Part time: 2 years</li> </ul>	September start	2:2 UK Honours degree or international equivalent in a relevant subject and relevant professional experience.
<b>MA Education for Sustainability</b>	<ul style="list-style-type: none"> <li>• Full time: 16 months</li> <li>• Part time distance learning: 3 years</li> </ul>	September start	2:2 UK Honours degree or international equivalent; or relevant professional experience.
<b>MSc Housing Strategy and Leadership</b>	<ul style="list-style-type: none"> <li>• Full time: 1 year</li> <li>• Part time: 2 years</li> </ul>	September start	2.1 or above non cognate degree OR 5 years work experience as per our website
<b>MSc Refugee Studies</b>	<ul style="list-style-type: none"> <li>• Full time: 15 months</li> </ul>	January start	2:2 UK Honours degree or international equivalent in a relevant subject and relevant professional experience.

More information, full course details and how to apply can be found online [lsbu.ac.uk/course-finder](https://lsbu.ac.uk/course-finder)



# Urban, Environment and Leisure Studies

Our courses draw on themes influencing the economic, environmental and social contexts in which we live.

Our academic staff advise on key urban, environmental and leisure research agendas, working with national and international bodies to shape policy. Using this background, we teach you to think critically, challenge the status quo and consider appropriate policy, management and practical interventions in your chosen area of interest.

## Key stats

- Benefit from field study trips in the UK or abroad to see theory in practice
- We've been delivering professionally accredited planning courses for over 50 years
- Ranked number one in London for Research Quality in 'Hospitality, Leisure, Recreation and Tourism' (Complete University Guide, 2018).

## Employability

Our graduates tend to find employment in fields directly related to their course. Past students have gone on to be assistant HR managers in hotels, hotel managers, travel consultants and tour operators. Many have pursued exciting roles in airline and events management, worked for national tourism offices and set up their own businesses.

Qualifications in the planning and housing sectors can lead to a wide range of careers in both private as well as public sector including developers, major consultancies and house builders. Many of our past and current students hold key positions in their organisations and professional bodies, often as senior managers and business owners. There's currently a national shortage of qualified town and environmental planners in the UK, making it a good time to have a career in these industries in particular.

## Accreditations

- Royal Town Planning Institute (RTPI)
- The Chartered Institute of Housing (CIH)
- The Royal Institution of Chartered Surveyors (RICS)
- The University Caterers Organisation (TUCO)

## Courses

Course	Duration	Entry	Entry Requirements
MA Hospitality Leadership in Universities and the Public Sector	• Part time: 2 years	September start	2:2 UK Honours degree or international equivalent in a relevant subject and relevant professional experience.
MA Housing and Society	• Full time: 1 year • Part time: 2 years	September start	2:2 UK Honours degree or international equivalent; or relevant professional experience.
MSc International Tourism and Hospitality Management	• Full time: 1 year • Part time: 3 years	September start	2:2 UK Honours degree or international equivalent in a relevant subject and relevant professional experience.
MA Planning, Policy and Practice	• Full time: 1 year	September start	2:2 UK Honours degree or international equivalent; or relevant professional experience.
PgDip / MA Town Planning	• Full time: 1 year • Part time: 2 years	September start	2:2 UK Honours degree or international equivalent in Planning accredited by the RTPI.
MA / PgDip Urban Design and Planning	• Full time: 1 year • Part time: 2 years	September start	2:2 UK Honours degree or international equivalent.

More information, full course details and how to apply can be found online [lsbu.ac.uk/course-finder](https://lsbu.ac.uk/course-finder)

## Fred Raphael, MA Town Planning

After completing his BA (Hons) Urban & Environmental Planning with LSBU, Fred chose to continue his learning, and studied MA Town Planning – also at LSBU. Of this, he says “My experience at LSBU can only be described as first class.”

The academic support that Fred received was also something that he greatly appreciated “There was never any doubt in my mind that the welfare and performance of the student was of paramount importance to the staff,” he explains. “The staff in my division (Urban, environment and Leisure Studies) always made time for the students, despite having very busy teaching schedules and a huge part of my positive experience at LSBU is down to the devotion of the teaching staff.”

As a part-time student, Fred found that the organised nature of LSBU study meant he was able to make the most of the time he had available. “I was provided with unit guides that were particularly effective in helping me to plan my time from the very start of every module” he says.

Excellent lectures and seminars were brought to life by field visits that Fred describes as “extremely relevant and enjoyable.” During his studies, he visited Cornwall, Manchester and the Ruhr. Fred comments “as well as helping me with my studies, the trips also provided an excellent opportunity to bond with the staff and my fellow students”.

Fred now works as a Principal Transport Planner for the London Borough of Hackney, and is in no doubt that his time at LSBU helped him to get his career off to such a solid start.

“For me, LSBU defines what the student experience should be. They seem to have got the balance just right, and I am very happy to have studied there.”

*“For me, LSBU defines what the student experience should be. They seem to have got the balance just right, and I am very happy to have studied there.”*



# Research Degrees and PhD

A postgraduate degree can be the perfect step to doctoral research.

A postgraduate degree can be the perfect step to doctoral research, helping you to develop valuable technical skills and the ability to critically analyse work. You will be given key knowledge for completing PhD research – with knowledge and hands-on experience of conducting research and interpreting data.

At the London Doctoral Academy, we are committed to supporting and developing professional researchers who are driven to make a difference. We offer research degrees and PhDs in a huge range of topics, from Applied Sciences, to Arts and Creative Writing, Nursing and Health to Law. Whatever your area of interest is, we will help you become a master of your subject while also supporting you in your wider professional and personal skills development.

## Key Stats

- Our supervisors are experts in their field and share your drive to produce original work and make a difference in the world.
- LSBU researchers regularly form collaboration with external partners to share knowledge and expertise, from Maclaren to the Tate to London Underground and the NHS.
- Meeting rooms, conference rooms and social spaces, the London Doctoral Academy is situated in LSBU's London Road Building and is exclusively available to our research students.

**We have 14 research centres and 33 research groups, delivering world-class research in the heart of the world's most dynamic and diverse cities. For more information please visit [lsbu.ac.uk/research](https://lsbu.ac.uk/research).**

## Research Degrees in Applied Sciences MRes / PhD

We have a strong record of research in addiction psychology, ageing and exercise science, lived experience of mental health, food safety, sport psychology, musculoskeletal science, nutrition and physiology, biomechanics and food prevention.

## Arts and Creative Industries MRes / PhD

We offer supervision in a range of areas, including practice-based research. We welcome proposals in all relevant research, but are particularly interested in areas related to digital storytelling and journalism, drama and performance, film making, network cultures and sonic culture.

## The Built Environment and Architecture PhD

Research themes include architecture, acoustics, efficient and renewable energy in building, innovation and the built environment, property, construction and surveying, refrigeration and air conditioning, transport engineering, and sustainable development and resilient communities.

## Research Degrees in Business PhD

We offer our PhD students integration into one of the five research groups of our London Centre for Business and Entrepreneurship Research: Intercultural Management, Digital Economy, Economic and Financial Modelling, Business Ethics and Corporate Social Responsibility and Entrepreneurial skills development and experiential learning.

## Professional Doctorate in Health and Social Care

This doctorate is design for health and social care professionals who plan to pursue a career as a consultant nurse or therapist, clinical specialist, advanced practitioner, practice development professional, senior manager or lecturer.

## Research degrees in Health and Social Care PhD

Areas of expertise include mental health and intellectual disabilities nursing, allied and integrated health, professional development in practice, young people and family health and wellbeing, long-term conditions and ageing, end of life care, health promotion and women's health.

## Research degrees in Law and Social Sciences

MRes, PhD and Professional Doctorate in Education Our expertise include social science, legal, planning, tourism, hospitality and events and education. The professional Doctorate in Education is a unique opportunity for experienced professionals to gain a practice focused higher degree.

## Entry Requirements

Applicants for a Research Degree programme at LSBU are usually expected to have a good honours degree (2:2 and above) and a relevant postgraduate qualification, preferably a merit at Master's level.

For more information about any of our research degrees, including entry requirements and how to apply, please visit our website [lsbu.ac.uk](https://lsbu.ac.uk).

*Our supervisors are experts in their field and share your drive to produce original work and make a difference in the world.*





A person in a dark jacket and blue jeans is walking from left to right in the foreground. Behind them is a wall with a vibrant, abstract pattern of vertical stripes in various colors like red, blue, green, and yellow. The wall appears to be made of metal or a similar material. The background is a clear sky.

# How to apply

## **Taught postgraduate programmes**

To apply for any of our full-time or part-time postgraduate courses, use the online LSBU direct online application system at <http://www.lsbu.ac.uk/application-system>

There are some courses that we do not accept through our direct online application system:

- MA Social Work and PGDip Nursing courses: applications should be made through the Universities and Colleges Admissions Service (UCAS) at [www.ucas.com](http://www.ucas.com)
- PGCE: applications should be made through the UTT website at [www.ucas.com/ucas/teacher-training](http://www.ucas.com/ucas/teacher-training)
- PgDip Legal Studies: applications for full-time study should be made through the Central Applications Board at [www.lawcabs.ac.uk](http://www.lawcabs.ac.uk)

We are going to accept some Health and Social Care courses through the direct application system

## **Research programmes**

Applications for research degrees are also made online using the LSBU direct online application system. For advice about how to apply, email the Postgraduate Team at [course.enquiry@lsbu.ac.uk](mailto:course.enquiry@lsbu.ac.uk)

## **International students**

If you are an overseas student (a national of a country outside of the EU) you can complete the LSBU Online Application Form (which can be found at [www.lsbu.ac.uk/international/how-to-apply](http://www.lsbu.ac.uk/international/how-to-apply)).

## **Entry requirements**

Our standard entry requirement is a UK 2:2 Bachelors degree or international equivalent. Some of our postgraduate degrees vary in level or subject expertise, so please check online course pages for individual course entry requirements.

# Fees and funding

Our postgraduate fees are competitive, with several funding options available. Fees for postgraduate courses vary depending on the type of course and subject. For the latest postgraduate fee information check the course information on our website or visit [www.lsbu.ac.uk/pg-fees](http://www.lsbu.ac.uk/pg-fees).

If you're a self-funded student studying for a whole year (two semesters), you can pay in full and take advantage of a 5% early settlement discount.

Or you can pay by an initial down payment of 50% followed by two equal instalments. If you're a recent LSBU graduate, you may qualify for a tuition fee discount. See [www.lsbu.ac.uk/progress](http://www.lsbu.ac.uk/progress) for more information.

## Sources of funding

### Postgraduate study loans

If you are starting your first full Masters course, studying either full- or part-time, you may be entitled to apply for a postgraduate study loan.

For more information, visit [www.lsbu.ac.uk/pg-fees](http://www.lsbu.ac.uk/pg-fees) and [www.gov.uk/postgraduate-loan](http://www.gov.uk/postgraduate-loan).

### Postgraduate doctoral study loans

If you are starting a PhD this year, you may be able to borrow up to £25,000 to help pay university fees, living costs and other expenses. You can check your personal eligibility at [www.gov.uk/doctoral-loan](http://www.gov.uk/doctoral-loan).

To find out more information, visit [www.lsbu.ac.uk/pg-fees](http://www.lsbu.ac.uk/pg-fees) and [www.gov.uk/doctoral-loan](http://www.gov.uk/doctoral-loan).

### PGCE teacher training

At the time of publication, Home and EU PGCE students can take out a tuition fee loan from the Student Loans Company in the same way they can a standard undergraduate loan. Bursaries are also available for some PGCEs depending on your qualifications. Find out more at [www.education.gov.uk/get-into-teaching](http://www.education.gov.uk/get-into-teaching).

### Funding for pre-registration postgraduate programmes

New postgraduate pre-registration nursing, midwifery and allied health professional students can access loans from the Student Loans Company. Students will also have access to the Learning Support Fund, administered by the NHS Business Services Authority, for support while attending clinical placements. For more information visit [www.gov.uk/government/publications/healthcare-education-funding-for-postgraduate-and-dental-students/healthcare-education-funding-for-postgraduate-and-dental-students](http://www.gov.uk/government/publications/healthcare-education-funding-for-postgraduate-and-dental-students/healthcare-education-funding-for-postgraduate-and-dental-students)

### Graduate loans

Most high street banks offer graduate loans, although you often need to hold a current account.

These loans generally have a lower rate of interest than a personal loan, but you need to undergo a credit check. Compare and apply for graduate loans at [www.moneyfacts.co.uk](http://www.moneyfacts.co.uk).

### Employer sponsorship

Many employers are willing to sponsor their employees on a full-time or part-time basis

as part of their career development. So it's always worth asking if yours can help with funding postgraduate study. If your employer needs more information, ask them to visit [www.lsbu.ac.uk/sponsoredstudy](http://www.lsbu.ac.uk/sponsoredstudy).

### Research councils

All research councils consider funding individual postgraduate studies, but you will have to compete against other applicants. To find out more visit:

- Arts and Humanities Research Council [www.ahrc.ac.uk](http://www.ahrc.ac.uk)
- Biotechnology and Biological Sciences Research Council [www.bbsrc.ac.uk](http://www.bbsrc.ac.uk)
- Economic and Social Research Council [www.esrc.ac.uk](http://www.esrc.ac.uk)
- Engineering and Physical Sciences Research Council [www.epsrc.ac.uk](http://www.epsrc.ac.uk)
- Medical Research Council [www.mrc.ac.uk](http://www.mrc.ac.uk)
- Natural Environment Research Council [www.nerc.ac.uk](http://www.nerc.ac.uk)
- Science and Technology Facilities Council [www.stfc.ac.uk](http://www.stfc.ac.uk)

Most research councils offer studentships through UK university departments to students who have achieved a 2:1 degree or above. However, please note that getting a place on a postgraduate programme does not entitle you to an award.

### Education trusts and charities

Some trusts and charities contribute to the costs of postgraduate study. You should generally apply for funding a year before your course starts.

The Educational Grants Directory, Awards Almanac, Grants Register and other useful publications give information on various charities. They are available in most public and academic libraries.

The Educational Grants Advisory Service can help you locate educational trusts. For more information, phone them directly on +44 (0)20 7241 7459 or visit [www.family-action.org.uk/grants](http://www.family-action.org.uk/grants).

*If you are a self-funded student studying for a whole year you can pay in full and get a 5% early settlement discount.*

# Scholarships and financial support

## LSBU scholarships

We offer a number of course-specific scholarships at LSBU – please check the pages of the course you're interested in. For more information, visit [www.lsbu.ac.uk/pg-scholarships](http://www.lsbu.ac.uk/pg-scholarships). For International scholarships please visit [www.lsbu.ac.uk/international/fees-and-funding/scholarships](http://www.lsbu.ac.uk/international/fees-and-funding/scholarships).

## LSBU Loyalty Award

We want all our graduates to have the best possible chance of maximising their career success. Our Loyalty Award reduces the burden of further tuition fees and encourages our undergraduates into further study. Eligible students and alumni receive a discount on their postgraduate tuition fees when they enrol on one of our postgraduate courses. [www.lsbu.ac.uk/progress](http://www.lsbu.ac.uk/progress)

## Financial support

### Disabled Students' Allowance

Disabled Students' Allowances (DSAs) can help you pay the extra costs you may have because of your disability. The support you receive depends on your individual needs and not on income, and DSAs don't have to be repaid. As a higher education student living in England, you can apply for DSAs if you have a disability. Find out more at [www.gov.uk/disabledstudents-allowances-dsas](http://www.gov.uk/disabledstudents-allowances-dsas) or call our university Disability and Dyslexia Support team on + 44 (0)20 7815 6454.

## Students with children

If you have children, you may be eligible for extra help from two main sources – your local authority and HM Revenue and Customs (HMRC).

The Childcare Grant is available to full-time students in low-income households. To qualify, you must have a dependent child or children in registered or approved childcare. Find out more at [www.gov.uk/childcare-grant](http://www.gov.uk/childcare-grant).

The Parents' Learning Allowance (PLA) is available to full-time students receiving the Childcare Grant. It's also available to other full-time students from low-income backgrounds with children. The allowance helps you pay course-related costs such as books, materials and travel. Find out more at [www.gov.uk/parents-learning-allowance](http://www.gov.uk/parents-learning-allowance).

## Students with adult dependants

If you are a full-time student with an adult who depends on you financially, you could be entitled to the Adult Dependents' Grant, which you don't have to repay.

An adult dependant can include a partner or another adult, usually a member of your family who depends on you financially. Find out more at [www.gov.uk/adult-dependants-grant](http://www.gov.uk/adult-dependants-grant).

## Students from the Armed Forces

LSBU is an approved learning provider for the Enhanced Learning Credits Scheme, the Ministry of Defence's initiative to support lifelong learning.

Financial support is available through this scheme to members of the armed forces. [www.enhancedlearningcredits.com](http://www.enhancedlearningcredits.com)

## Financial Support Fund

You can apply to our Financial Support Fund if you're a fully enrolled student who started your course with appropriate financial support arrangements in place. This is a discretionary fund and is in place to assist students who have found themselves facing short term financial difficulties. This fund cannot be used as a means to cover tuition fee costs.

***Our Loyalty Award reduces the burden of further tuition fees and encourages our undergraduates into further study.***



# Information for international students

We welcome applicants from all over the world to LSBU. That's why we've committed more than £1 million in financial support to help well-qualified students from outside the EU meet the cost of their studies.

We have a range of scholarships available – please see our scholarships pages for more details at [www.lsbu.ac.uk/international/fees-andfunding/scholarships](http://www.lsbu.ac.uk/international/fees-andfunding/scholarships)

Our support services will help you settle in quickly at LSBU. We have a dedicated Immigration and International Student Advice team who can provide you with advice and support throughout your time with us. We provide assistance with:

- Orientation
- Opening a bank account
- Finding a doctor
- Accommodation
- Fees and finance
- Visa extension or other immigration questions
- Working in the UK during and after your studies

## Qualifications for international students

We accept a wide range of international qualifications. For guidance on whether your qualification will be acceptable please contact our International Office, check the country specific pages of the LSBU website at [www.lsbu.ac.uk/international](http://www.lsbu.ac.uk/international), or visit the National Academic Recognition Information Centre (NARIC), at [www.naric.org.uk](http://www.naric.org.uk).

## English language requirement

If English isn't your first language, you'll need to achieve a certain level before starting your course, through a recognised English language qualification. We accept a range of English language qualifications, details of which can be found online at [www.lsbu.ac.uk/international](http://www.lsbu.ac.uk/international) and are all equivalent to IELTS 6.

If you need a student visa to study in the UK, we advise you to check the Home Office immigration English language requirements. You may need to take a Secure English Language Test (SELT) as specified by the Home Office and meet the minimum component scores.

## Visas and entry information

Most students from outside the EEA will need a student visa to study in the UK. The main visa route for students who wish to study in the UK is the Tier 4 (General) student visa. LSBU holds a Tier 4 sponsor licence. This means we can sponsor overseas students with the relevant qualifications to study here under the Tier 4 (General) category. For further information, please see our website [my.lsbu.ac.uk/page/international-students](http://my.lsbu.ac.uk/page/international-students)

Please note that Tier 4 requirements may be subject to change at short notice. You should always consult the latest Tier 4 (General) policy guidance before making an application for entry clearance [www.gov.uk/tier-4-general-visa](http://www.gov.uk/tier-4-general-visa) More information about international applications can be found online at [www.lsbu.ac.uk/international](http://www.lsbu.ac.uk/international) or in our International Prospectus.

***We have a dedicated Immigration and International Student Advice team who can provide you with advice and support throughout your time with us.***





## A collage of nine images illustrating the Green Deal. The top row shows an aerial view of a city, two men in a meeting, and a person writing. The middle row features a red-tinted aerial view, a red-tinted person, and a man in a red shirt. The bottom row includes a building with a glass facade, a group of people working, and a person writing.

## 86 lsby.qc.uk



# Student accommodation

Our Accommodation Service is here to help make your move to London comfortable, welcoming and hassle free. There's an easy online application service – just visit [www.lsbu.ac.uk/apply-accommodation](http://www.lsbu.ac.uk/apply-accommodation)

You can rent from LSBU and you'll deal directly with the University, not third party providers. That means we can guarantee you options to suit all budgets, with clear tenancy agreements and all-inclusive rents that include insurance for your personal belongings, internet access in each bedroom and on-site laundry facilities. Or, if you'd rather rent privately, we can give you a list of landlords – just ask our Accommodation Service.

If you have any disability or medical condition that affects the kind of accommodation you need, our Disability and Dyslexia Support team is here to help – call them on 020 7815 6405.



Room cost (per week)	Number of rooms
£147.00 (Standard En-suite)	600 en-suite / 14 standard
£157.00 (Queen En-suite)	Avg. room size
£189.00 (Premium En-suite)	11.5 – 12 sq metres
£199.00 (Premium Queen En-suite)	

McLaren House



Room cost (per week)	Number of rooms
£147.00 (Standard En-suite)	289 en-suite
£157.00 (Queen En-suite)	Avg. room size
£189.00 (Premium En-suite)	11.6 sq metres

David Bomberg House



Room cost (per week)	Number of rooms
£122.00 (Standard Room)	414 standard rooms
£132.00 (Queen Standard Room)	Avg. room size
	10.6 sq metres

Dante Road



Room cost (per week)	Number of rooms
£122.00 (Standard Room)	81 standard rooms
	Avg. room size
	11.5 sq metres

New Kent Road



# We can't wait to meet you

An Open Day or Open Evening is your chance to find out what studying at LSBU is really like.

Representatives and academic staff from across our Schools will be available to meet one to one and answer any questions you have about our courses. You can find out from current students what studying here is really like, from tours around our central London campus to talks with academics about your subject area, there's so much to do on our Open Days.

## Open Day talks

Our 30-minute talks will guide you through choosing a course, applying to university, fees and scholarships and student life.

## Tours

Take a guided tour around our campus, student accommodation, library and Learning Resources Centre.

## Travel

We're next to an Underground and train station, with bus stops right outside our doors and bicycle ramps dotted around campus.

## Food and drink

Refresh and refuel at our campus cafés: Grads Café, Student Centre; Café Geo, K2; Breakpoint, Keyworth Centre; and Campus Express, London Road Building.

## Explore London

Our central London campus is minutes from many of the city's world-renowned attractions. Make a day of your visit and explore the local area and beyond.

**For more information and to find out when our next Open Day or Open Evening is please visit [www.lsbu.ac.uk/open-days](http://www.lsbu.ac.uk/open-days)**



# Index

## A

academic and teaching staff 6, 18, 28, 38, 58, 86, 104, 134  
 Academy of Sport 13  
 accommodation 88–89  
 accounting and finance 22–23  
 acoustics 32, 36  
 addiction 64–65, 76  
 adult dependants, students with 82  
 ageing 57, 76–77  
 Applied Sciences, School of 20, 76  
 applying, how to 79  
 apprenticeships 86  
 architecture 13, 18, 20, 24–25, 33, 76, 86  
 armed forces, students from 83  
 Arts and Creative Industries, School of 20–76  
 autism 8, 36–37, 56

## B

BAFTA 4  
 BBC 4  
 biomechanics 20, 26  
 Bloomberg 22, 26  
 breast imaging 66–67  
 Building Information Modelling (BIM) Centre 18, 24  
 Built Environment and Architecture, School of The 20, 24, 32, 76  
 bursaries 80, 82–83  
 business 7, 8, 10, 12  
   corporate governance 27  
   international 73–74, 83  
   management 26–28  
   start-ups 10, 13  
 Business, School of 21

## C

campus 18, 90  
   facilities 16, 18  
   location 96  
 Centres, research 7, 76–77  
 chemical engineering 38, 40  
 Childcare Grant 82  
 children, students with 82  
 civil engineering 30–31, 34  
 Clarence Centre 12  
 companies  
   apprenticeships and employer-sponsored study 86  
   industry links 4, 7, 10  
 computing  
   Building Information Modelling (BIM) Centre 18, 24  
   data science 40  
   digital architecture and design 24–25, 33  
   Digital Architecture Robotics Lab (DARLAB) 18, 24  
   facilities 16, 18  
   Internet, Mobile Systems and Applications 40  
   wireless engineering 40  
 corporate governance 23, 27  
 Crime and Litigation 47  
 cyber security 38, 41

## D

data science 40  
 Disability & Dyslexia Support (DDS) 82  
 Doctoral Academy 76  
 drama and performance 42–43

## E

education courses  
   autism 37  
   MA Programme in Education 37  
   mentoring 37  
   Professional Doctorate in Education 77  
   special educational needs and disability (SEND) 36  
   sustainability 71  
   see also teacher training  
 electrical engineering 40  
 Employability Service 4  
 employer-sponsored study 86  
 engineering 30–31  
   building services 30–31  
   Chartered Engineer (CEng) registration 30  
   process 10  
 enterprise 26–27  
 entrepreneurship 26–27

## F

fees 80–81  
 film 42–43  
 financial support 82–83  
 Financial Support Fund 83  
 food science 44  
 funding 82–83

## G

graduate loans 82–83  
 Graduate Loyalty Scheme 82–83

## H

health and social care sector 54–69  
   children's care 54–55  
   mental health 56  
   nursing courses 54–57  
   palliative and end of life care 57

perinatal mental health 57  
 physiotherapy 62–63  
 radiography 66–67  
 housing sector 72–73  
 human resources (HR) 26–78  
 human rights and justice issues 47

## I

international students  
   applying to LSBU 79  
   information for 84–85  
   scholarships 82–83

## L

Law 46–48  
   commercial 47  
   human rights and development 47  
   international criminal law 47  
   LLM courses 46–47  
   research degrees 76–77  
 Legal Advice Clinic 46  
 loans 82–83  
 London 14

## M

management 26–28, 33, 51  
   international tourism and hospitality management 73  
   marketing 26–27, 50–53  
 MBA courses 26–28, 33  
 mechanical engineering 40–41  
 mental health 54–57, 64  
 midwifery 54–57  
 musculoskeletal science 76

## N

nursing courses 54–57



# Index

## O

occupational therapy  
open days

## P

Parents' Learning Allowance (PLA)  
petroleum engineering  
physiotherapy  
planning  
post production  
property and real estate  
psychology

## Q

quantity surveying

## R

radiography  
real estate, international  
refugee studies  
research degrees  
research councils  
Research Excellence Framework (REF) (2014)

## S

scholarships  
Skills for Learning  
social sciences courses  
social work  
Southwark campus  
Spark programme  
structural engineering  
Student Centre  
Student Loans Company  
student residences, LSBU  
student support

61–62 Sunday Times University League Table 5, 62  
surveying 32–34  
90 sustainable development 13, 39, 76

## T

82 Tate Britain 14  
41 teacher training  
62–63 applying to LSBU 79  
73–75 PGCE 36, 80  
42–43 tuition fee loans 80  
32–33 *see also* education courses  
64 teaching and academic staff 3–4, 7–8, 20  
Times Higher Education 4, 16  
tourism and hospitality management 72, 73  
transport systems and infrastructure 30, 38  
trusts and charities 54, 64, 81

## U

66–67 Universities and Colleges Admissions 79  
33 Service (UCAS)  
71 urbanisation 71  
76  
81

## V

7 Vice-Chancellor 3  
visiting LSBU 90

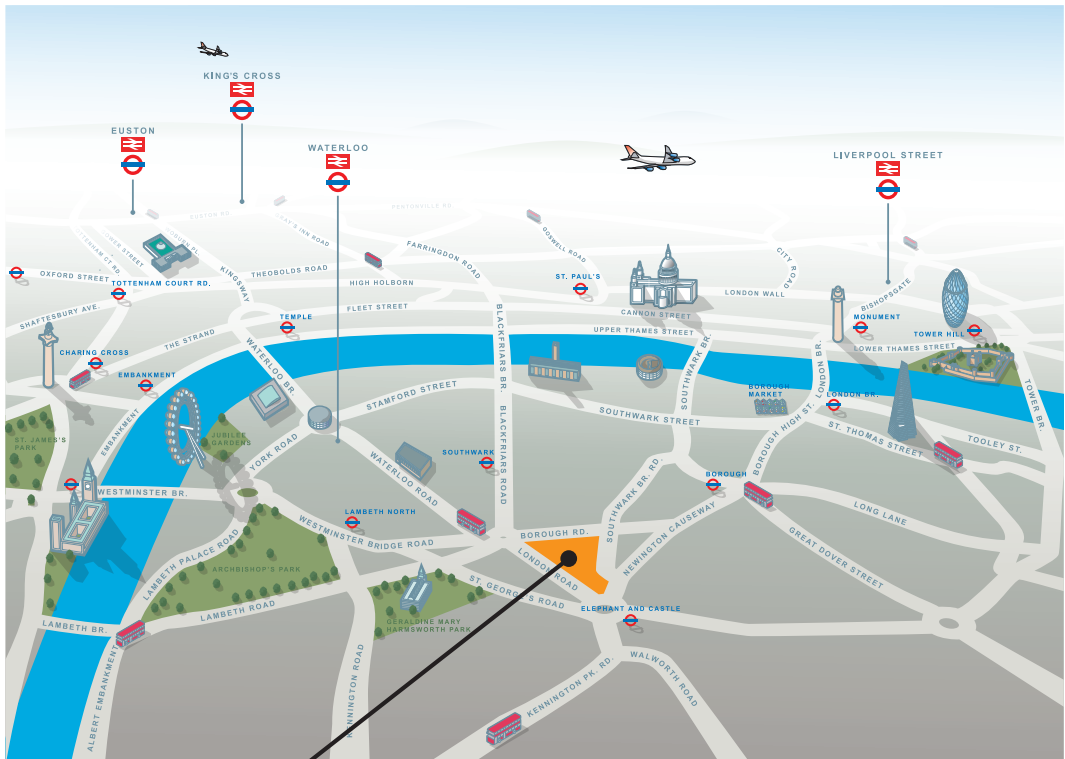
## W

82 The Welding Institute (TWI) 38  
16 wireless technologies 40  
70–71  
68–69





# How to find us



**London South Bank University**  
103 Borough Road,  
London SE1 0AA